















## Team Results

Rank	Name	NOC Code													Total
			D E	Total Rk. Pen.	D E	Total Rk. Pen.	D E	Total Rk. Pen.	D E	Total Rk. Pen.	D E	Total Rk. Pen.	D E	Total Rk. Pen.	
1	<b>Ukraine</b>	UKR	<b>28.100</b>		<b>26.500</b>		<b>26.650</b>		<b>28.250</b>		<b>28.600</b>		<b>25.850</b>		<b>163.950</b>
	CHEPURNYI Nazar		5.2 8.850	14.050 2	5.5 7.750	13.250 5	4.5 8.900	13.400 7	5.2 9.050	14.250 3	5.4 8.600	14.000 3		<b>68.950</b>	
	KOSTIUK Volodymyr				5.2 8.050	13.250 4						4.1 8.400	12.500 17	<b>25.750</b>	
	KOVTUN Illia		5.1 8.950	14.050 1			4.5 8.750	13.250 13	4.8 9.200	14.000 11	5.7 8.900	14.600 1	5.0 8.350	13.350 3	<b>69.250</b>
2	<b>Russia</b>	RUS	<b>27.400</b>		<b>26.450</b>		<b>27.150</b>		<b>28.400</b>		<b>27.750</b>		<b>25.950</b>		<b>163.100</b>
	GASHKOV Kirill								4.8 9.400	14.200 4				<b>14.200</b>	
	IAKUBOV Mukhammadzhon		4.6 8.850	13.450 15	4.5 8.750	13.250 3	4.3 9.150	13.450 4			5.0 8.700	13.700 5	4.4 8.650	13.050 5	<b>66.900</b>
	KULIAK Ivan		4.9 9.050	13.950 3	4.4 8.800	13.200 6	4.5 9.200	13.700 1	4.8 9.400	14.200 4	5.3 8.750	14.050 2	4.5 8.400	12.900 7	<b>82.000</b>
3	<b>Italy</b>	ITA	<b>26.800</b>		<b>26.400</b>		<b>26.550</b>		<b>27.800</b>		<b>25.383</b>		<b>26.250</b>		<b>159.183</b>
	BONICELLI Lorenzo		4.7 8.550	13.250 17	4.4 8.650	13.050 8			4.4 9.400	13.800 17	4.5 8.333	12.833 20	4.2 8.750	12.950 6	<b>65.883</b>
	BRUNELLO Ivan		4.8 8.750	13.550 11			4.2 8.950	13.150 16	4.8 9.200	14.000 11	4.6 7.950	12.550 31	4.5 8.800	13.300 4	<b>66.550</b>
	CASALI Lorenzo Minh				4.4 8.950	13.350 1	4.3 9.100	13.400 5							<b>26.750</b>









## Team Results

Rank	Name	NOC Code													Total
			D E	Total Rk. Pen.	D E	Total Rk. Pen.	D E	Total Rk. Pen.	D E	Total Rk. Pen.	D E	Total Rk. Pen.	D E	Total Rk. Pen.	
4	<b>Great Britain</b>	GBR	<b>27.200</b>		<b>25.450</b>		<b>26.200</b>		<b>28.350</b>		<b>25.850</b>		<b>25.200</b>		<b>158.250</b>
	BAPTISTE Raekwon			4.4 13.000 <b>10</b>	4.5 13.250 <b>13</b>	5.2 14.450 <b>2</b>	4.5 12.800 <b>22</b>	4.0 12.500 <b>16</b>							<b>66.000</b>
	MOSTOWFI Sam		5.0 13.700 <b>8</b>	3.8 12.450 <b>21</b>	4.3 12.950 <b>21</b>	4.8 13.900 <b>16</b>		4.0 12.700 <b>10</b>							<b>65.700</b>
	WHITEHOUSE Luke		4.6 13.500 <b>12</b>				4.3 13.050 <b>13</b>								<b>26.550</b>
			8.700	8.650	8.650	9.100		8.700							
			8.900				8.750								
5	<b>France</b>	FRA	<b>26.800</b>		<b>26.200</b>		<b>24.950</b>		<b>27.450</b>		<b>26.250</b>		<b>25.700</b>		<b>157.350</b>
	BALLON Arthur				3.8 12.750 <b>28</b>	4.8 13.950 <b>13</b>	4.0 13.000 <b>15</b>								<b>39.700</b>
	DESANGES Lucas		4.5 13.100 <b>21</b>	4.3 12.900 <b>12</b>		4.8 13.500 <b>29</b>	4.5 13.250 <b>9</b>	4.4 13.350 <b>1</b>							<b>66.100</b>
	SALADINO Leo		4.9 13.700 <b>6</b>	4.7 13.300 <b>2</b>	4.2 12.200 <b>48</b>			4.2 12.350 <b>20</b>							<b>51.550</b>
			8.800	8.600	8.000			8.150							
6	<b>Romania</b>	ROU	<b>25.650</b>		<b>25.400</b>		<b>26.250</b>		<b>28.300</b>		<b>26.450</b>		<b>24.750</b>		<b>156.800</b>
	BURTANETE Gabriel		4.9 12.150 <b>64</b>	4.0 12.600 <b>19</b>	4.3 13.100 <b>18</b>	5.2 14.600 <b>1</b>	4.3 13.050 <b>13</b>	4.1 12.750 <b>9</b>							<b>78.250</b>
	BURTANETE Robert		7.650 0.400	8.600	8.800	9.400	8.750	8.650							
	SOICA Raul-Gabriel		4.8 13.500 <b>13</b>	4.0 12.800 <b>13</b>	4.4 13.150 <b>17</b>	5.2 13.700 <b>23</b>	4.6 13.400 <b>6</b>	3.7 12.000 <b>33</b>							<b>78.550</b>
			8.700	8.800	8.750	8.800 0.300	8.800	8.300							
															<b>0.000</b>









## Team Results

Rank	Name	NOC Code													Total
			D E	Total Rk. Pen.	D E	Total Rk. Pen.	D E	Total Rk. Pen.	D E	Total Rk. Pen.	D E	Total Rk. Pen.	D E	Total Rk. Pen.	
7	<b>Switzerland</b>	SUI	<b>26.150</b>		<b>24.400</b>		<b>26.950</b>		<b>27.900</b>		<b>25.800</b>		<b>25.050</b>		<b>156.250</b>
	BOTTARELLI Luca				4.1 12.300 26	4.2 13.500 2			4.6 13.100 12	3.8 12.500 15					<b>51.400</b>
	LANGENEGGER Florian		4.1 13.050 23					4.8 14.100 8		4.3 12.550 14					<b>39.700</b>
	PIFFARETTI Mattia		8.950					9.300		8.250					<b>65.150</b>
			4.2 13.100 20	4.2 12.100 29	4.2 13.450 3	4.8 13.800 18	4.5 12.700 26								
			8.900	7.900	9.250	9.100	0.100	8.200							
8	<b>Germany</b>	GER	<b>25.850</b>		<b>25.000</b>		<b>25.550</b>		<b>26.850</b>		<b>26.150</b>		<b>24.500</b>		<b>153.900</b>
	BEISSEL Thore Caio		4.4 12.950 28					4.8 13.800 19							<b>26.750</b>
	BINDER Willi Leonhard		8.550					9.000							<b>76.900</b>
	BRENDEL Pascal		4.3 12.900 32	4.6 13.000 11	4.2 12.750 30	4.0 13.050 45	3.7 12.750 23	3.9 12.450 18							<b>50.250</b>
			8.600	8.400	8.550	9.050	9.050	8.550							
				3.7 12.000 36	4.1 12.800 26			4.6 13.400 6	4.4 12.050 32						
				8.300	8.700			8.800	7.650						
9	<b>Turkey</b>	TUR	<b>26.650</b>		<b>23.250</b>		<b>26.500</b>		<b>27.650</b>		<b>25.800</b>		<b>23.900</b>		<b>153.750</b>
	DODANLI Emre		4.9 13.850 4	3.0 11.200 53				4.8 14.150 7		3.8 12.050 31					<b>51.250</b>
	SENER Kerem		8.950	8.200				9.350		8.250					<b>26.100</b>
	TARHAN Bora				4.2 13.200 15			4.9 12.900 19							<b>76.400</b>
					9.000			8.000							
			4.7 12.800 38	3.6 12.050 32	4.2 13.300 10	4.8 13.500 28	3.9 12.900 18	3.4 11.850 38							
			8.200	0.100	8.450	9.100	9.000	0.300	9.000	8.450					









## Team Results

Rank	Name	NOC Code													Total
			D E	Total Rk. Pen.	D E	Total Rk. Pen.	D E	Total Rk. Pen.	D E	Total Rk. Pen.	D E	Total Rk. Pen.	D E	Total Rk. Pen.	
10	<b>Belgium</b>	BEL	<b>25.200</b>		<b>25.350</b>		<b>25.300</b>		<b>27.850</b>		<b>25.000</b>		<b>24.700</b>		<b>153.400</b>
	CUYLE Glen											3.7 8.550	12.250 25		<b>12.250</b>
	CUYLE Nicola		4.7 8.400	13.100 22	4.6 8.150	12.750 15	4.0 8.900	12.900 22	4.8 9.150	13.950 13	4.4 7.650	12.050 50			<b>64.750</b>
	MARTINEZ MARECHAL Victor		4.3 7.800	12.100 67	3.9 8.700	12.600 18	3.9 8.500	12.400 38	4.8 9.200	13.900 15	4.4 8.550	12.950 16	4.1 8.350	12.450 19	<b>76.400</b>
11	<b>Azerbaijan</b>	AZE	<b>26.500</b>		<b>24.150</b>		<b>25.100</b>		<b>25.000</b>		<b>25.200</b>		<b>24.450</b>		<b>150.400</b>
	MAMMADLI Samad		4.8 9.000	13.800 5	4.6 8.600	13.200 7	4.2 8.500	12.700 31	4.8 8.700	13.200 35	4.7 8.250	12.950 17	4.3 8.350	12.650 11	<b>78.500</b>
	RUSTAMOV Aghakazim							2.8 9.000	11.800 72						<b>11.800</b>
	SAFAROV Mansum		4.3 8.400	12.700 40	3.0 7.950	10.950 58	3.6 8.800	12.400 37			3.3 8.950	12.250 42	3.7 8.100	11.800 40	<b>60.100</b>
12	<b>Greece</b>	GRE	<b>25.600</b>		<b>23.950</b>		<b>25.450</b>		<b>27.100</b>		<b>24.700</b>		<b>23.250</b>		<b>150.050</b>
	GKINIS Stavros		4.5 8.050	12.550 49			4.5 8.800	13.300 11	4.0 9.000	12.900 51	3.9 8.400	12.300 41	3.5 8.200	11.700 44	<b>62.750</b>
	GRAIKOS Alkinoos Nikolaos		4.6 8.450	13.050 25	4.3 7.000	11.300 51	3.8 8.350	12.150 49	5.2 9.100	14.200 6	3.8 8.600	12.400 35	3.6 7.950	11.550 52	<b>74.650</b>
	KELESIDIS Georgios				3.9 8.750	12.650 16									<b>12.650</b>









## Team Results

Rank	Name	NOC Code													Total
			D E	Total Rk. Pen.	D E	Total Rk. Pen.	D E	Total Rk. Pen.	D E	Total Rk. Pen.	D E	Total Rk. Pen.	D E	Total Rk. Pen.	
13	<b>Poland</b>	POL	<b>25.300</b>		<b>24.250</b>		<b>24.900</b>		<b>26.600</b>		<b>23.850</b>		<b>24.650</b>		<b>149.550</b>
	GARNCZAREK Kacper		4.8 8.450	13.250 <b>18</b>	3.6 8.800	12.400 <b>23</b>	3.9 8.250	12.150 <b>50</b>	4.4 9.100	13.500 <b>27</b>	4.0 7.500	11.500 <b>65</b>	3.9 8.850	12.750 <b>8</b>	<b>75.550</b>
	WYSOCKI Jan		4.3 7.750	12.050 <b>69</b>	4.0 7.850	11.850 <b>40</b>	4.1 8.650	12.750 <b>29</b>	4.0 9.100	13.100 <b>41</b>	4.2 8.150	12.350 <b>39</b>	3.8 8.100	11.900 <b>36</b>	<b>74.000</b>
14	<b>Sweden</b>	SWE	<b>25.500</b>		<b>24.250</b>		<b>24.650</b>		<b>26.000</b>		<b>24.750</b>		<b>23.750</b>		<b>148.900</b>
	HYLL Vilgot		4.1 8.350	12.350 <b>54</b>					4.0 8.500	12.500 <b>59</b>					<b>24.850</b>
	STENBERG Marcus		4.5 8.650	13.150 <b>19</b>	3.2 8.400	11.600 <b>45</b>	4.2 8.650	12.850 <b>24</b>	4.8 8.800	13.500 <b>29</b>	3.8 8.800	12.600 <b>28</b>	3.7 8.900	12.600 <b>12</b>	<b>76.300</b>
	SUNDELL William				3.9 8.750	12.650 <b>16</b>	3.3 8.500	11.800 <b>56</b>			3.5 8.650	12.150 <b>46</b>	2.5 8.650	11.150 <b>59</b>	<b>47.750</b>
15	<b>Spain</b>	ESP	<b>25.300</b>		<b>21.050</b>		<b>25.700</b>		<b>27.750</b>		<b>24.400</b>		<b>23.450</b>		<b>147.650</b>
	CAMPANA Jorge		4.1 8.500	12.600 <b>44</b>			4.2 9.150	13.350 <b>8</b>	5.2 8.850	14.050 <b>10</b>	3.8 8.700	12.500 <b>33</b>			<b>52.500</b>
	GALAN Ruben		4.6 8.100	12.700 <b>41</b>	4.1 6.650	10.750 <b>63</b>	4.0 8.350	12.350 <b>41</b>			3.6 8.300	11.900 <b>55</b>	3.6 8.000	11.600 <b>48</b>	<b>59.300</b>
	RIBES Jordi Oleg				3.7 6.600	10.300 <b>67</b>			4.8 8.900	13.700 <b>22</b>			3.9 7.950	11.850 <b>39</b>	<b>35.850</b>









## Team Results

Rank	Name	NOC Code													Total
			D E	Total Rk. Pen.	D E	Total Rk. Pen.	D E	Total Rk. Pen.	D E	Total Rk. Pen.	D E	Total Rk. Pen.	D E	Total Rk. Pen.	
16	<b>Cyprus</b>	CYP	<b>25.400</b>		<b>23.400</b>		<b>24.550</b>		<b>25.500</b>		<b>25.950</b>		<b>22.750</b>		<b>147.550</b>
	ANGONAS Georgios		4.1 8.750	12.850 <b>34</b>			4.1 8.550	12.650 <b>34</b>	4.8 8.600	13.100 <b>44</b>	4.1 9.100	13.200 <b>10</b>			<b>51.800</b>
	ISAIAS Michalis		4.2 8.350	12.550 <b>48</b>	4.0 7.400	11.400 <b>49</b>			4.0 8.700	12.400 <b>62</b>	3.9 8.850	12.750 <b>24</b>	3.4 8.150	11.550 <b>51</b>	<b>60.650</b>
	ITTALOS Constantinos				3.9 8.100	12.000 <b>37</b>	3.4 8.500	11.900 <b>51</b>					3.1 8.100	11.200 <b>58</b>	<b>35.100</b>
17	<b>Austria</b>	AUT	<b>25.000</b>		<b>23.650</b>		<b>23.950</b>		<b>25.900</b>		<b>23.900</b>		<b>24.200</b>		<b>146.600</b>
	MATIEV Askhab		4.4 8.550	12.950 <b>28</b>	4.0 7.950	11.950 <b>38</b>	4.2 8.500	12.700 <b>31</b>	4.0 9.000	13.000 <b>47</b>	3.4 9.000	12.400 <b>34</b>	3.6 8.500	12.100 <b>29</b>	<b>75.100</b>
	MAYER Elias										3.5 8.000	11.500 <b>64</b>			<b>11.500</b>
	SCHMOELZER Paul		4.2 7.850	12.050 <b>68</b>	3.8 7.900	11.700 <b>44</b>	3.2 8.050	11.250 <b>67</b>	4.0 9.000	12.900 <b>51</b>			3.7 8.400	12.100 <b>30</b>	<b>60.000</b>
18	<b>Portugal</b>	POR	<b>26.600</b>		<b>23.200</b>		<b>25.150</b>		<b>25.800</b>		<b>23.750</b>		<b>21.750</b>		<b>146.250</b>
	ALMEIDA Filipe		4.5 8.550	12.950 <b>27</b>	3.5 8.500	12.000 <b>35</b>	3.4 9.100	12.200 <b>47</b>	4.0 9.250	13.250 <b>34</b>	3.0 8.200	11.200 <b>69</b>	3.5 6.050	9.550 <b>74</b>	<b>71.150</b>
	NOGUEIRA Jose Pedro		4.9 8.750	13.650 <b>9</b>	2.8 8.400	11.200 <b>52</b>	3.9 9.050	12.950 <b>20</b>	4.8 8.050	12.550 <b>58</b>	3.6 8.950	12.550 <b>30</b>	3.5 8.700	12.200 <b>28</b>	<b>75.100</b>









## Team Results

Rank	Name	NOC Code													Total
			D E	Total Rk. Pen.	D E	Total Rk. Pen.	D E	Total Rk. Pen.	D E	Total Rk. Pen.	D E	Total Rk. Pen.	D E	Total Rk. Pen.	
19	<b>Norway</b>	NOR	<b>26.250</b>		<b>23.150</b>		<b>23.750</b>		<b>26.250</b>		<b>23.950</b>		<b>22.800</b>		<b>146.150</b>
	AMBLIE Joar				3.9 7.250	11.150 54			4.0 8.850	12.850 53			3.3 7.750	11.050 62	<b>35.050</b>
	GUNDERSEN Didrik		4.4 9.050	13.450 14			3.9 8.000	11.900 53	4.0 9.400	13.400 31	3.6 8.400	12.000 52	3.3 8.450	11.750 43	<b>62.500</b>
	HEGGELUND Iver Oprand		4.1 8.700	12.800 37	3.4 8.600	12.000 34	3.5 8.350	11.850 55			3.1 8.850	11.950 54			<b>48.600</b>
20	<b>Iceland</b>	ISL	<b>24.600</b>		<b>23.700</b>		<b>22.400</b>		<b>26.900</b>		<b>24.100</b>		<b>22.800</b>		<b>144.500</b>
	DAVIDSSON Agust Ingi						3.4 7.100	10.500 74	4.0 9.150	13.150 36	3.3 8.800	12.100 48	2.7 8.500	11.200 57	<b>46.950</b>
	OLAFSSON Dagur		3.9 8.050	11.750 73	3.0 8.850	11.850 39							3.5 8.100	11.600 47	<b>35.200</b>
	THORISSON Jonas Ingi		4.7 8.250	12.850 36	4.0 7.850	11.850 40	3.5 8.400	11.900 52	4.8 8.950	13.750 21	3.5 8.500	12.000 51			<b>62.350</b>
21	<b>Czech Republic</b>	CZE	<b>24.650</b>		<b>23.350</b>		<b>23.850</b>		<b>24.250</b>		<b>24.600</b>		<b>23.650</b>		<b>144.350</b>
	BEHAL Jonas		3.7 8.450	12.150 62			3.8 8.100	11.600 60	3.2 8.950	12.050 66	3.0 9.200	12.200 44			<b>48.000</b>
	NEMECEK Dan				3.0 8.100	11.100 55							2.7 8.650	11.350 53	<b>22.450</b>
	SACHA Vojtech		4.3 8.200	12.500 50	3.6 8.650	12.250 27	3.9 8.350	12.250 46	3.2 9.000	12.200 64	4.2 8.200	12.400 37	3.6 8.700	12.300 22	<b>73.900</b>









## Team Results

Rank	Name	NOC Code													Total
			D E	Total Rk. Pen.	D E	Total Rk. Pen.	D E	Total Rk. Pen.	D E	Total Rk. Pen.	D E	Total Rk. Pen.	D E	Total Rk. Pen.	
22	<b>Belarus</b>	BLR	<b>24.900</b>		<b>19.400</b>		<b>25.000</b>		<b>26.300</b>		<b>24.450</b>		<b>23.400</b>		<b>143.450</b>
	PARKHIMCHYK Kiryl				3.5 6.100	9.600 77	4.3 8.400	12.700 33	4.0 9.150	13.150 36	3.7 8.400	12.100 49	3.8 8.000	11.800 41	<b>59.350</b>
	SELIAZNIYOU Aliaksei		4.6 7.550	12.150 65	3.7 6.100	9.800 75	3.6 8.700	12.300 44	4.0 9.150	13.150 36	4.0 8.350	12.350 38			<b>59.750</b>
	YAKUBAU Pavel		4.0 8.750	12.750 39									3.8 7.800	11.600 49	<b>24.350</b>
23	<b>Hungary</b>	HUN	<b>25.600</b>		<b>21.000</b>		<b>24.250</b>		<b>25.650</b>		<b>25.200</b>		<b>21.500</b>		<b>143.200</b>
	BALAZS Krisztian		4.9 8.800	13.700 6	3.9 6.750	10.650 64	4.3 9.050	13.350 9	4.4 9.000	13.100 43	5.0 8.400	13.400 8	4.6 8.750	13.350 2	<b>77.550</b>
	KOVACS Marton		3.8 8.100	11.900 71	3.3 7.050	10.350 66	3.4 7.500	10.900 69	3.2 9.350	12.550 57	3.3 8.500	11.800 60	3.8 4.650	8.150 0.300	<b>65.650</b>
24	<b>Finland</b>	FIN	<b>26.400</b>		<b>21.000</b>		<b>23.400</b>		<b>25.950</b>		<b>23.050</b>		<b>23.350</b>		<b>143.150</b>
	KARSIKAS Akseli		4.7 8.650	13.350 16	3.7 7.150	10.850 60			4.8 7.800	12.300 63			3.9 7.900	11.800 42	<b>48.300</b>
	SINIVUORI Niila		4.2 8.850	13.050 24			3.7 8.250	11.650 59	4.8 8.850	13.650 25	3.8 7.250	11.050 73			<b>49.400</b>
	VARJOLAAKSO Antti				2.9 7.250	10.150 70	3.7 8.350	11.750 57			3.6 8.400	12.000 52	3.3 8.250	11.550 50	<b>45.450</b>












## Team Results

Rank	Name	NOC Code													Total
			D E	Total Rk. Pen.	D E	Total Rk. Pen.	D E	Total Rk. Pen.	D E	Total Rk. Pen.	D E	Total Rk. Pen.	D E	Total Rk. Pen.	
25	<b>Lithuania</b>	LTU	<b>24.500</b>		<b>23.550</b>		<b>22.200</b>		<b>24.350</b>		<b>22.500</b>		<b>20.450</b>		<b>137.550</b>
	CHASAZYROVAS Gytis		4.2 8.150	12.350 <b>55</b>	4.3 7.800	12.100 <b>30</b>	3.8 6.950	10.750 <b>72</b>	4.0 9.050	13.050 <b>45</b>	3.8 7.350	11.150 <b>71</b>	3.9 7.200	11.100 <b>60</b>	<b>70.500</b>
	KUZMICKAS Titas		3.8 8.350	12.150 <b>63</b>	3.6 7.850	11.450 <b>48</b>	3.4 8.050	11.450 <b>64</b>	2.4 8.900	11.300 <b>75</b>	3.4 7.950	11.350 <b>68</b>	2.7 6.650	9.350 <b>76</b>	<b>67.050</b>
	POLISMAKAS Danielius														<b>0.000</b>
26	<b>Slovenia</b>	SLO	<b>24.750</b>		<b>19.900</b>		<b>21.950</b>		<b>24.150</b>		<b>23.300</b>		<b>23.150</b>		<b>137.200</b>
	JAMBRISKO Tim		3.8 8.500	12.300 <b>57</b>	2.9 6.750	9.650 <b>76</b>	3.6 8.000	11.600 <b>61</b>	3.2 9.050	12.150 <b>65</b>	3.0 8.650	11.650 <b>63</b>	3.5 8.400	11.900 <b>35</b>	<b>69.250</b>
	TURK Gregor		3.5 8.950	12.450 <b>51</b>	3.0 7.250	10.250 <b>68</b>	2.7 7.950	10.350 <b>75</b>	3.2 8.900	12.000 <b>67</b>	2.5 9.150	11.650 <b>62</b>	2.8 8.450	11.250 <b>55</b>	<b>67.950</b>
27	<b>Croatia</b>	CRO	<b>24.800</b>		<b>22.050</b>		<b>22.450</b>		<b>22.700</b>		<b>14.250</b>		<b>7.250</b>		<b>113.500</b>
	MATIC Borna		4.5 8.400	12.900 <b>33</b>			4.2 8.350	12.550 <b>36</b>	4.0 8.000	12.000 <b>69</b>					<b>37.450</b>
	RABIC Liam		3.3 8.700	11.900 <b>70</b>	3.3 6.600	9.900 <b>73</b>	2.3 7.900	9.900 <b>76</b>	1.6 9.100	10.700 <b>79</b>	2.3 8.050	10.350 <b>77</b>	1.9 9.350	7.250 <b>78</b>	<b>60.000</b>
	ZUGEC Mateo				4.2 7.950	12.150 <b>28</b>					1.5 8.400	3.900 <b>78</b>	6.000		<b>16.050</b>









## Team Results

Rank	Name	NOC Code							Total
			D Total Rk. E Pen.	D Total Rk. E Pen.	D Total Rk. E Pen.	D Total Rk. E Pen.	D Total Rk. E Pen.	D Total Rk. E Pen.	

LEGEND	 Horizontal bar	 Parallel bars	 Vault	 Rings	 Pommel horse	 Floor exercises
<b>E</b> Execution	<b>D</b> Difficulty	<b>Rk.</b> Ranking	<b>Pen</b> Penalty			









## All-Around Results

Rank	BIB	Name	NOC Code																			Total	
				D	Total	Rk.	D	Total	Rk.	D	Total	Rk.	D	Total	Rk.	D	Total	Rk.	D	Total	Rk.		
				E	Pen.		E	Pen.		E	Pen.		E	Pen.		E	Pen.		E	Pen.			
1	164	KULIAK Ivan	RUS	4.9	13.950	3	4.4	13.200	6	4.5	13.700	1	4.8	14.200	4	5.3	14.050	2	4.5	12.900	7	<b>82.000</b>	Q
2	183	KOVTUN Illia	UKR	5.1	14.050	1	5.3	12.100	31	4.5	13.250	13	4.8	14.000	11	5.7	14.600	1	5.0	13.350	3	<b>81.350</b>	Q
3	163	IAKUBOV Mukhammadzhon	RUS	4.6	13.450	15	4.5	13.250	3	4.3	13.450	4	4.8	14.100	8	5.0	13.700	5	4.4	13.050	5	<b>81.000</b>	Q
4	182	KOSTIUK Volodymyr	UKR	5.2	13.650	10	5.2	13.250	4	4.2	13.000	19	5.2	13.650	26	5.4	13.850	4	4.1	12.500	17	<b>79.900</b>	Q
5	181	CHEPURNYI Nazar	UKR	5.2	14.050	2	5.5	13.250	5	4.5	13.400	7	5.2	14.250	3	5.4	14.000	3	5.1	10.900	67	<b>79.850</b>	
6	144	BRUNELLO Ivan	ITA	4.8	13.550	11	4.5	13.050	9	4.2	13.150	16	4.8	14.000	11	4.6	12.550	31	4.5	13.300	4	<b>79.600</b>	Q
7	160	BURTANETE Robert	ROU	4.8	13.500	13	4.0	12.800	13	4.4	13.150	17	5.2	13.700	23	4.6	13.400	6	3.7	12.000	33	<b>78.550</b>	Q
8	104	MAMMADLI Samad	AZE	4.8	13.800	5	4.6	13.200	7	4.2	12.700	31	4.8	13.200	35	4.7	12.950	17	4.3	12.650	11	<b>78.500</b>	Q
9	133	MOSTOWFI Sam	GBR	5.0	13.700	8	3.8	12.450	21	4.3	12.950	21	4.8	13.900	16	4.2	12.650	27	4.0	12.700	10	<b>78.350</b>	Q
10	132	BAPTISTE Raekwon	GBR	4.6	12.300	59	4.4	13.000	10	4.5	13.250	13	5.2	14.450	2	4.5	12.800	22	4.0	12.500	16	<b>78.300</b>	Q
11	159	BURTANETE Gabriel	ROU	4.9	12.150	64	4.0	12.600	19	4.3	13.100	18	5.2	14.600	1	4.3	13.050	13	4.1	12.750	9	<b>78.250</b>	Q









## All-Around Results

Rank	BIB	Name	NOC Code																			Total	
				D	Total	Rk.	D	Total	Rk.	D	Total	Rk.	D	Total	Rk.	D	Total	Rk.	D	Total	Rk.		
				E	Pen.		E	Pen.		E	Pen.		E	Pen.		E	Pen.		E	Pen.			
12	138	BALAZS Krisztian	HUN	4.9	13.700	6	3.9	10.650	64	4.3	13.350	9	4.4	13.100	43	5.0	13.400	8	4.6	13.350	2	77.550	Q
				8.800	0.000	6.750	0.000	9.050	0.000	9.000	-0.300	8.400	0.000	8.750	0.000								
13	175	BOTTARELLI Luca	SUI	4.2	12.850	35	4.1	12.300	26	4.2	13.500	2	4.0	13.300	33	4.6	13.100	12	3.8	12.500	15	77.550	Q
				8.650	0.000	8.200	0.000	9.300	0.000	9.300	0.000	8.500	0.000	8.700	0.000								
14	162	GASHKOV Kirill	RUS	4.4	12.200	60	4.3	12.800	14	4.2	13.250	12	4.8	14.200	4	4.8	13.150	11	4.3	11.900	37	77.500	
				7.800	0.000	8.500	0.000	9.050	0.000	9.400	0.000	8.350	0.000	7.600	0.000								
15	177	PIFFARETTI Mattia	SUI	4.2	13.100	20	4.2	12.100	29	4.2	13.450	3	4.8	13.800	18	4.5	12.700	26	4.2	12.350	20	77.500	Q
				8.900	0.000	7.900	0.000	9.250	0.000	9.100	-0.100	8.200	0.000	8.150	0.000								
16	143	BONICELLI Lorenzo	ITA	4.7	13.250	17	4.4	13.050	8	3.8	11.350	66	4.4	13.800	17	4.5	12.833	20	4.2	12.950	6	77.233	Q
				8.550	0.000	8.650	0.000	7.850	-0.300	9.400	0.000	8.333	0.000	8.750	0.000								
17	111	CUYLE Nicola	BEL	4.7	13.100	22	4.6	12.750	15	4.0	12.900	22	4.8	13.950	13	4.4	12.050	50	3.8	12.250	27	77.000	Q
				8.400	0.000	8.150	0.000	8.900	0.000	9.150	0.000	7.650	0.000	8.450	0.000								
18	127	DESANGES Lucas	FRA	4.5	13.100	21	4.3	12.900	12	3.6	10.800	70	4.8	13.500	29	4.5	13.250	9	4.4	13.350	1	76.900	Q
				8.600	0.000	8.600	0.000	7.800	-0.600	8.800	-0.100	8.750	0.000	8.950	0.000								
19	130	BINDER Willi Leonhard	GER	4.3	12.900	32	4.6	13.000	11	4.2	12.750	30	4.0	13.050	45	3.7	12.750	23	3.9	12.450	18	76.900	Q
				8.600	0.000	8.400	0.000	8.550	0.000	9.050	0.000	9.050	0.000	8.550	0.000								
20	176	LANGENEGGER Florian	SUI	4.1	13.050	23	3.3	11.350	50	4.3	13.400	5	4.8	14.100	8	4.4	12.200	45	4.3	12.550	14	76.650	
				8.950	0.000	8.050	0.000	9.100	0.000	9.300	0.000	7.800	0.000	8.250	0.000								
21	134	WHITEHOUSE Luke	GBR	4.6	13.500	12	3.4	11.500	46	3.8	12.350	40	4.8	13.800	19	4.3	13.050	13	4.0	12.300	23	76.500	
				8.900	0.000	8.100	0.000	8.550	0.000	9.000	0.000	8.750	0.000	8.300	0.000								
22	180	TARHAN Bora	TUR	4.7	12.800	38	3.6	12.050	32	4.2	13.300	10	4.8	13.500	28	3.9	12.900	18	3.4	11.850	38	76.400	Q
				8.200	-0.100	8.450	0.000	9.100	0.000	9.000	-0.300	9.000	0.000	8.450	0.000								









## All-Around Results

Rank	BIB	Name	NOC Code																			Total	
				D	Total	Rk.	D	Total	Rk.	D	Total	Rk.	D	Total	Rk.	D	Total	Rk.	D	Total	Rk.		
				E	Pen.		E	Pen.		E	Pen.		E	Pen.		E	Pen.		E	Pen.			
23	128	SALADINO Leo	FRA	4.9	13.700	6	4.7	13.300	2	4.2	12.200	48	5.2	12.950	50	4.9	11.900	59	4.2	12.350	20	<b>76.400</b>	Q
				8.800	0.000	8.600	0.000	8.000	0.000	7.850	-0.100	7.000	0.000	8.150	0.000								
24	112	MARTINEZ MARECHAL Victor	BEL	4.3	12.100	67	3.9	12.600	18	3.9	12.400	38	4.8	13.900	15	4.4	12.950	16	4.1	12.450	19	<b>76.400</b>	Q
				7.800	0.000	8.700	0.000	8.500	0.000	9.200	-0.100	8.550	0.000	8.350	0.000								
25	178	DODANLI Emre	TUR	4.9	13.850	4	3.0	11.200	53	3.4	12.350	39	4.8	14.150	7	3.6	12.700	25	3.8	12.050	31	<b>76.300</b>	Q
				8.950	0.000	8.200	0.000	8.950	0.000	9.350	0.000	9.100	0.000	8.250	0.000								
26	173	STENBERG Marcus	SWE	4.5	13.150	19	3.2	11.600	45	4.2	12.850	24	4.8	13.500	29	3.8	12.600	28	3.7	12.600	12	<b>76.300</b>	Q
				8.650	0.000	8.400	0.000	8.650	0.000	8.800	-0.100	8.800	0.000	8.900	0.000								
27	145	CASALI Lorenzo Minh	ITA	5.1	13.050	26	4.4	13.350	1	4.3	13.400	5	5.2	12.800	55	5.2	12.550	32	4.2	11.100	61	<b>76.250</b>	
				8.250	-0.300	8.950	0.000	9.100	0.000	7.900	-0.300	7.350	0.000	6.900	0.000								
28	131	BRENDEL Pascal	GER	4.7	12.600	47	3.7	12.000	36	4.1	12.800	26	4.0	13.000	47	4.6	13.400	6	4.4	12.050	32	<b>75.850</b>	Q
				7.900	0.000	8.300	0.000	8.700	0.000	9.000	0.000	8.800	0.000	8.800	0.000	7.650	0.000						
29	155	GARNCZAREK Kacper	POL	4.8	13.250	18	3.6	12.400	23	3.9	12.150	50	4.4	13.500	27	4.0	11.500	65	3.9	12.750	8	<b>75.550</b>	Q
				8.450	0.000	8.800	0.000	8.250	0.000	9.100	0.000	7.500	0.000	8.850	0.000								
30	126	BALLON Arthur	FRA	4.8	12.700	42	2.6	10.800	61	3.8	12.750	28	4.8	13.950	13	4.0	13.000	15	3.7	12.250	25	<b>75.450</b>	
				7.900	0.000	8.200	0.000	8.950	0.000	9.150	0.000	9.000	0.000	8.550	0.000								
31	113	TRIFONOV Teodor	BUL	4.4	12.600	46	4.4	12.050	33	4.2	12.900	23	4.0	12.850	53	3.8	12.600	28	4.2	12.300	24	<b>75.300</b>	R1
				8.300	-0.100	7.650	0.000	8.700	0.000	8.850	0.000	8.800	0.000	8.100	0.000								
32	158	NOGUEIRA Jose Pedro	POR	4.9	13.650	9	2.8	11.200	52	3.9	12.950	20	4.8	12.550	58	3.6	12.550	30	3.5	12.200	28	<b>75.100</b>	R2
				8.750	0.000	8.400	0.000	9.050	0.000	8.050	-0.300	8.950	0.000	8.700	0.000								
33	101	MATIEV Askhab	AUT	4.4	12.950	28	4.0	11.950	38	4.2	12.700	31	4.0	13.000	47	3.4	12.400	34	3.6	12.100	29	<b>75.100</b>	R3
				8.550	0.000	7.950	0.000	8.500	0.000	9.000	0.000	9.000	0.000	9.000	0.000	8.500	0.000						









## All-Around Results

Rank	BIB	Name	NOC Code																			Total		
				D	Total	Rk.	D	Total	Rk.	D	Total	Rk.	D	Total	Rk.	D	Total	Rk.	D	Total	Rk.			
				E	Pen.		E	Pen.		E	Pen.		E	Pen.		E	Pen.		E	Pen.				
34	136	GRAIKOS Alkinoos Nikolaos	GRE	4.6	13.050	25	4.3	11.300	51	3.8	12.150	49	5.2	14.200	6	3.8	12.400	35	3.6	11.550	52	<b>74.650</b>		
				8.450	0.000	7.000	0.000	8.350	0.000	9.100	-0.100	8.600	0.000	7.950	0.000									
35	156	WYSOCKI Jan	POL	4.3	12.050	69	4.0	11.850	40	4.1	12.750	29	4.0	13.100	41	4.2	12.350	39	3.8	11.900	36	<b>74.000</b>		
				7.750	0.000	7.850	0.000	8.650	0.000	9.100	0.000	8.150	0.000	8.100	0.000									
36	122	SACHA Vojtech	CZE	4.3	12.500	50	3.6	12.250	27	3.9	12.250	46	3.2	12.200	64	4.2	12.400	37	3.6	12.300	22	<b>73.900</b>		
				8.200	0.000	8.650	0.000	8.350	0.000	9.000	0.000	8.200	0.000	8.700	0.000									
37	135	GKINIS Stavros	GRE	4.5	12.550	49	3.5	11.100	56	4.5	13.300	11	4.0	12.900	51	3.9	12.300	41	3.5	11.700	44	<b>73.850</b>		
				8.050	0.000	7.600	0.000	8.800	0.000	9.000	-0.100	8.400	0.000	8.200	0.000									
38	117	ANGONAS Georgios	CYP	4.1	12.850	34	3.4	11.050	57	4.1	12.650	34	4.8	13.100	44	4.1	13.200	10	4.1	10.900	66	<b>73.750</b>		
				8.750	0.000	7.650	0.000	8.550	0.000	8.600	-0.300	9.100	0.000	6.800	0.000									
39	165	MILOJEVIC Luka	SRB	4.4	12.950	28	3.9	12.300	25	4.1	12.800	26	3.2	12.400	60	3.6	12.300	40	2.5	10.950	65	<b>73.700</b>		
				8.550	0.000	8.400	0.000	8.700	0.000	9.200	0.000	8.700	0.000	8.450	0.000									
40	110	CUYLE Glen	BEL	4.5	11.100	77	4.1	12.400	24	4.2	12.350	43	4.8	13.400	32	4.5	11.900	58	3.7	12.250	25	<b>73.400</b>		
				6.600	0.000	8.300	0.000	8.150	0.000	8.900	-0.300	7.400	0.000	8.550	0.000									
41	152	GUNDERSEN Didrik	NOR	4.4	13.450	14	2.9	10.850	59	3.9	11.900	53	4.0	13.400	31	3.6	12.000	52	3.3	11.750	43	<b>73.350</b>		
				9.050	0.000	7.950	0.000	8.000	0.000	9.400	0.000	8.400	0.000	8.450	0.000									
42	140	THORISSON Jonas Ingi	ISL	4.7	12.850	36	4.0	11.850	40	3.5	11.900	52	4.8	13.750	21	3.5	12.000	51	3.7	11.000	64	<b>73.350</b>		
				8.250	-0.100	7.850	0.000	8.400	0.000	8.950	0.000	8.500	0.000	7.300	0.000									
43	129	BEISSEL Thore Caio	GER	4.4	12.950	28	4.3	11.800	42	3.6	12.300	44	4.8	13.800	19	4.0	12.400	36	3.3	10.050	72	<b>73.300</b>		
				8.550	0.000	7.500	0.000	8.700	0.000	9.000	0.000	8.400	0.000	6.750	0.000									
44	179	SENER Kerem	TUR	4.7	12.200	61	3.2	10.150	71	4.2	13.200	15	4.0	13.150	36	4.9	12.900	19	3.6	11.650	46	<b>73.250</b>		
				7.500	0.000	6.950	0.000	9.000	0.000	9.150	0.000	8.000	0.000	8.050	0.000									









## All-Around Results

Rank	BIB	Name	NOC Code																			Total		
				D	Total	Rk.	D	Total	Rk.	D	Total	Rk.	D	Total	Rk.	D	Total	Rk.	D	Total	Rk.			
				E	Pen.		E	Pen.		E	Pen.		E	Pen.		E	Pen.		E	Pen.				
45	161	SOICA Raul-Gabriel	ROU	3.6	11.550	75	4.1	12.450	22	4.1	12.350	42	4.0	13.100	41	3.6	11.900	55	3.3	11.650	45	73.000		
				7.950	0.000	8.350	0.000	8.250	0.000	9.100	0.000	8.300	0.000	8.350	0.000									
46	166	NEMCOVIC Matej	SVK	4.1	12.600	44	4.3	12.500	20	3.9	12.550	35	4.0	13.000	47	3.7	12.800	21	3.0	9.500	75	72.950		
				8.500	0.000	8.200	0.000	8.650	0.000	9.000	0.000	9.100	0.000	9.100	0.000	6.500	0.000							
47	170	GALAN Ruben	ESP	4.6	12.700	41	4.1	10.750	63	4.0	12.350	41	4.8	13.650	24	3.6	11.900	55	3.6	11.600	48	72.950		
				8.100	0.000	6.650	0.000	8.350	0.000	8.950	-0.100	8.300	0.000	8.000	0.000									
48	169	CAMPANA Jorge	ESP	4.1	12.600	44	3.5	9.600	77	4.2	13.350	8	5.2	14.050	10	3.8	12.500	33	3.5	10.800	68	72.900		
				8.500	0.000	6.100	0.000	9.150	0.000	8.850	0.000	8.700	0.000	7.300	0.000									
49	150	DE VEER Martijn	NED	4.6	12.950	31	3.5	11.700	43	3.9	12.800	25	2.8	10.500	80	4.0	12.150	47	4.1	12.600	13	72.700		
				8.450	-0.100	8.200	0.000	8.900	0.000	8.000	-0.300	8.150	0.000	8.500	0.000									
50	118	ISAIAS Michalis	CYP	4.2	12.550	48	4.0	11.400	49	3.9	11.900	53	4.0	12.400	62	3.9	12.750	24	3.4	11.550	51	72.550		
				8.350	0.000	7.400	0.000	8.000	0.000	8.700	-0.300	8.850	0.000	8.150	0.000									
51	171	RIBES Jordi Oleg	ESP	4.6	12.450	53	3.7	10.300	67	3.4	11.700	58	4.8	13.700	22	3.6	11.900	55	3.9	11.850	39	71.900		
				8.450	-0.600	6.600	0.000	8.300	0.000	8.900	0.000	8.300	0.000	7.950	0.000									
52	146	RODEVICS Edvins	LAT	3.9	12.600	43	4.6	10.250	69	3.3	11.500	63	4.0	13.150	36	3.3	12.250	42	4.3	11.950	34	71.700		
				8.700	0.000	5.650	0.000	8.200	0.000	9.150	0.000	8.950	0.000	7.650	0.000									
53	106	SAFAROV Mansum	AZE	4.3	12.700	40	3.0	10.950	58	3.6	12.400	37	2.8	11.500	74	3.3	12.250	42	3.7	11.800	40	71.600		
				8.400	0.000	7.950	0.000	8.800	0.000	8.700	0.000	8.950	0.000	8.100	0.000									
54	157	ALMEIDA Filipe	POR	4.5	12.950	27	3.5	12.000	35	3.4	12.200	47	4.0	13.250	34	3.0	11.200	69	3.5	9.550	74	71.150		
				8.550	-0.100	8.500	0.000	9.100	-0.300	9.250	0.000	8.200	0.000	6.050	0.000									
55	174	SUNDELL William	SWE	3.8	12.100	66	3.9	12.650	16	3.3	11.800	56	4.0	11.300	76	3.5	12.150	46	2.5	11.150	59	71.150		
				8.300	0.000	8.750	0.000	8.500	0.000	7.600	-0.300	8.650	0.000	8.650	0.000									









## All-Around Results

Rank	BIB	Name	NOC Code																			Total		
				D	Total	Rk.	D	Total	Rk.	D	Total	Rk.	D	Total	Rk.	D	Total	Rk.	D	Total	Rk.			
				E	Pen.		E	Pen.		E	Pen.		E	Pen.		E	Pen.		E	Pen.				
56	103	SCHMOELZER Paul	AUT	4.2	12.050	68	3.8	11.700	44	3.2	11.250	67	4.0	12.900	51	3.6	11.000	75	3.7	12.100	30	<b>71.000</b>		
				7.850	0.000	7.900	0.000	8.050	0.000	9.000	-0.100	7.400	0.000	8.400	0.000									
57	123	KARSIKAS Akseli	FIN	4.7	13.350	16	3.7	10.850	60	3.4	11.450	64	4.8	12.300	63	4.0	10.850	76	3.9	11.800	42	<b>70.600</b>		
				8.650	0.000	7.150	0.000	8.050	0.000	7.800	-0.300	6.850	0.000	7.900	0.000									
58	153	HEGGELUND Iver Oprand	NOR	4.1	12.800	37	3.4	12.000	34	3.5	11.850	55	4.0	11.600	73	3.1	11.950	54	3.0	10.300	71	<b>70.500</b>		
				8.700	0.000	8.600	0.000	8.350	0.000	7.700	-0.100	8.850	0.000	7.300	0.000									
59	147	CHASAZYROVAS Gytis	LTU	4.2	12.350	55	4.3	12.100	30	3.8	10.750	72	4.0	13.050	45	3.8	11.150	71	3.9	11.100	60	<b>70.500</b>		
				8.150	0.000	7.800	0.000	6.950	0.000	9.050	0.000	7.350	0.000	7.200	0.000									
60	151	AMBLIE Joar	NOR	3.8	12.450	52	3.9	11.150	54	3.1	11.500	62	4.0	12.850	53	3.5	11.450	66	3.3	11.050	62	<b>70.450</b>		
				8.650	0.000	7.250	0.000	8.400	0.000	8.850	0.000	7.950	0.000	7.750	0.000									
61	119	ITTALOS Constantinos	CYP	4.3	11.900	72	3.9	12.000	37	3.4	11.900	51	4.0	11.950	70	3.1	11.350	67	3.1	11.200	58	<b>70.300</b>		
				7.600	0.000	8.100	0.000	8.500	0.000	7.950	0.000	8.250	0.000	8.100	0.000									
62	120	BEHAL Jonas	CZE	3.7	12.150	62	3.1	10.800	62	3.8	11.600	60	3.2	12.050	66	3.0	12.200	44	3.4	11.250	56	<b>70.050</b>		
				8.450	0.000	7.700	0.000	8.100	-0.300	8.950	-0.100	9.200	0.000	7.850	0.000									
63	108	SELIAZNIU Aliaksei	BLR	4.6	12.150	65	3.7	9.800	75	3.6	12.300	44	4.0	13.150	36	4.0	12.350	38	3.9	10.050	73	<b>69.800</b>		
				7.550	0.000	6.100	0.000	8.700	0.000	9.150	0.000	8.350	0.000	6.150	0.000									
64	125	VARJOLAAKSO Antti	FIN	3.8	12.300	57	2.9	10.150	70	3.7	11.750	57	4.0	11.850	71	3.6	12.000	52	3.3	11.550	50	<b>69.600</b>		
				8.500	0.000	7.250	0.000	8.350	-0.300	8.150	-0.300	8.400	0.000	8.250	0.000									
65	172	HYLL Vilgot	SWE	4.1	12.350	54	3.2	11.450	47	2.6	10.750	71	4.0	12.500	59	3.0	11.750	61	2.5	10.650	69	<b>69.450</b>		
				8.350	-0.100	8.250	0.000	8.450	-0.300	8.500	0.000	8.750	0.000	8.150	0.000									
66	167	JAMBRISKO Tim	SLO	3.8	12.300	57	2.9	9.650	76	3.6	11.600	61	3.2	12.150	65	3.0	11.650	63	3.5	11.900	35	<b>69.250</b>		
				8.500	0.000	6.750	0.000	8.000	0.000	9.050	-0.100	8.650	0.000	8.400	0.000									

















## All-Around Results

Rank	BIB	Name	NOC Code																			Total		
				D	Total	Rk.	D	Total	Rk.	D	Total	Rk.	D	Total	Rk.	D	Total	Rk.	D	Total	Rk.			
				E	Pen.		E	Pen.		E	Pen.		E	Pen.		E	Pen.		E	Pen.				
67	141	DAVIDSSON Agust Ingi	ISL	4.2	11.650	<b>74</b>	2.8	9.900	<b>72</b>	3.4	10.500	<b>74</b>	4.0	13.150	<b>36</b>	3.3	12.100	<b>48</b>	2.7	11.200	<b>57</b>	<b>68.500</b>		
				7.850	-0.400	7.100	0.000	7.100	0.000	9.150	0.000	8.800	0.000	8.500	0.000									
68	124	SINIVUORI Niila	FIN	4.2	13.050	<b>24</b>	3.2	8.500	<b>81</b>	3.7	11.650	<b>59</b>	4.8	13.650	<b>25</b>	3.8	11.050	<b>73</b>	2.6	10.450	<b>70</b>	<b>68.350</b>		
				8.850	0.000	5.300	0.000	8.250	-0.300	8.850	0.000	7.250	0.000	7.850	0.000									
69	168	TURK Gregor	SLO	3.5	12.450	<b>51</b>	3.0	10.250	<b>68</b>	2.7	10.350	<b>75</b>	3.2	12.000	<b>67</b>	2.5	11.650	<b>62</b>	2.8	11.250	<b>55</b>	<b>67.950</b>		
				8.950	0.000	7.250	0.000	7.950	-0.300	8.900	-0.100	9.150	0.000	8.450	0.000									
70	148	KUZMICKAS Titas	LTU	3.8	12.150	<b>63</b>	3.6	11.450	<b>48</b>	3.4	11.450	<b>64</b>	2.4	11.300	<b>75</b>	3.4	11.350	<b>68</b>	2.7	9.350	<b>76</b>	<b>67.050</b>		
				8.350	0.000	7.850	0.000	8.050	0.000	8.900	0.000	7.950	0.000	6.650	0.000									
71	121	NEMECEK Dan	CZE	3.7	11.050	<b>78</b>	3.0	11.100	<b>55</b>	3.3	10.600	<b>73</b>	2.4	10.900	<b>78</b>	3.0	11.150	<b>70</b>	2.7	11.350	<b>53</b>	<b>66.150</b>		
				7.350	0.000	8.100	0.000	7.600	-0.300	8.500	0.000	8.150	0.000	8.650	0.000									
72	139	KOVACS Marton	HUN	3.8	11.900	<b>71</b>	3.3	10.350	<b>66</b>	3.4	10.900	<b>69</b>	3.2	12.550	<b>57</b>	3.3	11.800	<b>60</b>	3.8	8.150	<b>77</b>	<b>65.650</b>		
				8.100	0.000	7.050	0.000	7.500	0.000	9.350	0.000	8.500	0.000	4.650	-0.300									
73	102	MAYER Elias	AUT	4.2	11.500	<b>76</b>	3.0	8.950	<b>80</b>	3.2	9.700	<b>77</b>	4.0	12.700	<b>56</b>	3.5	11.500	<b>64</b>	3.6	11.050	<b>63</b>	<b>65.400</b>		
				7.300	0.000	5.950	0.000	6.800	-0.300	8.700	0.000	8.000	0.000	7.450	0.000									
74	142	OLAFSSON Dagur	ISL	3.9	11.750	<b>73</b>	3.0	11.850	<b>39</b>	2.3	6.400	<b>78</b>	2.8	11.200	<b>77</b>	3.2	11.050	<b>72</b>	3.5	11.600	<b>47</b>	<b>63.850</b>		
				8.050	-0.200	8.850	0.000	8.400	-4.300	8.700	-0.300	7.850	0.000	8.100	0.000									
75	115	RABIC Liam	CRO	3.3	11.900	<b>70</b>	3.3	9.900	<b>73</b>	2.3	9.900	<b>76</b>	1.6	10.700	<b>79</b>	2.3	10.350	<b>77</b>	1.9	7.250	<b>78</b>	<b>60.000</b>		
				8.700	-0.100	6.600	0.000	7.900	-0.300	9.100	0.000	8.050	0.000	9.350	-4.000									
76	100	PRAT BELLSOLA Joan	AND	4.1	9.400	<b>79</b>	1.4	0.000	<b>82</b>	2.6	11.150	<b>68</b>	3.2	12.000	<b>67</b>	2.8	11.000	<b>74</b>	3.2	11.350	<b>54</b>	<b>54.900</b>		
				5.400	-0.100	1.150	-6.000	8.550	0.000	8.900	-0.100	8.200	0.000	8.150	0.000									



### All-Around Results

Rank	BIB	Name	NOC Code																			Total
				D	Total Pen.	Rk.	D	Total Pen.	Rk.	D	Total Pen.	Rk.	D	Total Pen.	Rk.	D	Total Pen.	Rk.	D	Total Pen.	Rk.	

LEGEND	 Horizontal bar	 Parallel bars	 Vault	 Rings	 Pommel horse	 Floor exercises
<b>E</b> Execution		<b>D</b> Difficulty	<b>Rk.</b> Ranking	<b>Pen</b> Penalty		



## Results By Apparatus



Rank	Bib	Name	NOC code	E	D	Penalty	Total	
1	183	KOVTUN Illia	UKR	8.950	5.1	0.000	<b>14.050</b>	Q
2	181	CHEPURNYI Nazar	UKR	8.850	5.2	0.000	<b>14.050</b>	Q
3	164	KULIAK Ivan	RUS	9.050	4.9	0.000	<b>13.950</b>	Q
4	178	DODANLI Emre	TUR	8.950	4.9	0.000	<b>13.850</b>	Q
5	104	MAMMADLI Samad	AZE	9.000	4.8	0.000	<b>13.800</b>	Q
6	138	BALAZS Krisztian	HUN	8.800	4.9	0.000	<b>13.700</b>	Q
6	128	SALADINO Leo	FRA	8.800	4.9	0.000	<b>13.700</b>	Q
8	133	MOSTOWFI Sam	GBR	8.700	5.0	0.000	<b>13.700</b>	Q
9	158	NOGUEIRA Jose Pedro	POR	8.750	4.9	0.000	<b>13.650</b>	R1
10	182	KOSTIUK Volodymyr	UKR	8.450	5.2	0.000	<b>13.650</b>	
11	144	BRUNELLO Ivan	ITA	8.750	4.8	0.000	<b>13.550</b>	R2
12	134	WHITEHOUSE Luke	GBR	8.900	4.6	0.000	<b>13.500</b>	R3
13	160	BURTANETE Robert	ROU	8.700	4.8	0.000	<b>13.500</b>	
14	152	GUNDERSEN Didrik	NOR	9.050	4.4	0.000	<b>13.450</b>	
15	163	IAKUBOV Mukhammadzhon	RUS	8.850	4.6	0.000	<b>13.450</b>	
16	123	KARSIKAS Akseli	FIN	8.650	4.7	0.000	<b>13.350</b>	
17	143	BONICELLI Lorenzo	ITA	8.550	4.7	0.000	<b>13.250</b>	
18	155	GARNCZAREK Kacper	POL	8.450	4.8	0.000	<b>13.250</b>	
19	173	STENBERG Marcus	SWE	8.650	4.5	0.000	<b>13.150</b>	
20	177	PIFFARETTI Mattia	SUI	8.900	4.2	0.000	<b>13.100</b>	
21	127	DESANGES Lucas	FRA	8.600	4.5	0.000	<b>13.100</b>	
22	111	CUYLE Nicola	BEL	8.400	4.7	0.000	<b>13.100</b>	
23	176	LANGENEGGER Florian	SUI	8.950	4.1	0.000	<b>13.050</b>	
24	124	SINIVUORI Niila	FIN	8.850	4.2	0.000	<b>13.050</b>	
25	136	GRAIKOS Alkinoos Nikolaos	GRE	8.450	4.6	0.000	<b>13.050</b>	
26	145	CASALI Lorenzo Minh	ITA	8.250	5.1	-0.300	<b>13.050</b>	
27	157	ALMEIDA Filipe	POR	8.550	4.5	-0.100	<b>12.950</b>	
28	129	BEISSEL Thore Caio	GER	8.550	4.4	0.000	<b>12.950</b>	
28	101	MATIEV Askhab	AUT	8.550	4.4	0.000	<b>12.950</b>	



## Results By Apparatus



Rank	Bib	Name	NOC code	E	D	Penalty	Total
28	165	MILOJEVIC Luka	SRB	8.550	4.4	0.000	<b>12.950</b>
31	150	DE VEER Martijn	NED	8.450	4.6	-0.100	<b>12.950</b>
32	130	BINDER Willi Leonhard	GER	8.600	4.3	0.000	<b>12.900</b>
33	114	MATIC Borna	CRO	8.400	4.5	0.000	<b>12.900</b>
34	117	ANGONAS Georgios	CYP	8.750	4.1	0.000	<b>12.850</b>
35	175	BOTTARELLI Luca	SUI	8.650	4.2	0.000	<b>12.850</b>
36	140	THORISSON Jonas Ingi	ISL	8.250	4.7	-0.100	<b>12.850</b>
37	153	HEGGELUND Iver Oprand	NOR	8.700	4.1	0.000	<b>12.800</b>
38	180	TARHAN Bora	TUR	8.200	4.7	-0.100	<b>12.800</b>
39	109	YAKUBAU Pavel	BLR	8.750	4.0	0.000	<b>12.750</b>
40	106	SAFAROV Mansum	AZE	8.400	4.3	0.000	<b>12.700</b>
41	170	GALAN Ruben	ESP	8.100	4.6	0.000	<b>12.700</b>
42	126	BALLON Arthur	FRA	7.900	4.8	0.000	<b>12.700</b>
43	146	RODEVICS Edvins	LAT	8.700	3.9	0.000	<b>12.600</b>
44	169	CAMPANA Jorge	ESP	8.500	4.1	0.000	<b>12.600</b>
44	166	NEMCOVIC Matej	SVK	8.500	4.1	0.000	<b>12.600</b>
46	113	TRIFONOV Teodor	BUL	8.300	4.4	-0.100	<b>12.600</b>
47	131	BRENDEL Pascal	GER	7.900	4.7	0.000	<b>12.600</b>
48	118	ISAIAS Michalis	CYP	8.350	4.2	0.000	<b>12.550</b>
49	135	GKINIS Stavros	GRE	8.050	4.5	0.000	<b>12.550</b>
50	122	SACHA Vojtech	CZE	8.200	4.3	0.000	<b>12.500</b>
51	168	TURK Gregor	SLO	8.950	3.5	0.000	<b>12.450</b>
52	151	AMBLIE Joar	NOR	8.650	3.8	0.000	<b>12.450</b>
53	171	RIBES Jordi Oleg	ESP	8.450	4.6	-0.600	<b>12.450</b>
54	172	HYLL Vilgot	SWE	8.350	4.1	-0.100	<b>12.350</b>
55	147	CHASAZYROVAS Gytis	LTU	8.150	4.2	0.000	<b>12.350</b>
56	105	RUSTAMOV Aghakazim	AZE	7.950	4.4	0.000	<b>12.350</b>
57	167	JAMBRISKO Tim	SLO	8.500	3.8	0.000	<b>12.300</b>
57	125	VARJOLAAKSO Antti	FIN	8.500	3.8	0.000	<b>12.300</b>




## Results By Apparatus



Rank	Bib	Name	NOC code	E	D	Penalty	Total
59	132	BAPTISTE Raekwon	GBR	7.700	4.6	0.000	<b>12.300</b>
60	162	GASHKOV Kirill	RUS	7.800	4.4	0.000	<b>12.200</b>
61	179	SENER Kerem	TUR	7.500	4.7	0.000	<b>12.200</b>
62	120	BEHAL Jonas	CZE	8.450	3.7	0.000	<b>12.150</b>
63	148	KUZMICKAS Titas	LTU	8.350	3.8	0.000	<b>12.150</b>
64	159	BURTANETE Gabriel	ROU	7.650	4.9	-0.400	<b>12.150</b>
65	108	SELIAZNIUO Aliaksei	BLR	7.550	4.6	0.000	<b>12.150</b>
66	174	SUNDELL William	SWE	8.300	3.8	0.000	<b>12.100</b>
67	112	MARTINEZ MARECHAL	BEL	7.800	4.3	0.000	<b>12.100</b>
68	103	SCHMOELZER Paul	AUT	7.850	4.2	0.000	<b>12.050</b>
69	156	WYSOCKI Jan	POL	7.750	4.3	0.000	<b>12.050</b>
70	115	RABIC Liam	CRO	8.700	3.3	-0.100	<b>11.900</b>
71	139	KOVACS Marton	HUN	8.100	3.8	0.000	<b>11.900</b>
72	119	ITTALOS Constantinos	CYP	7.600	4.3	0.000	<b>11.900</b>
73	142	OLAFSSON Dagur	ISL	8.050	3.9	-0.200	<b>11.750</b>
74	141	DAVIDSSON Agust Ingi	ISL	7.850	4.2	-0.400	<b>11.650</b>
75	161	SOICA Raul-Gabriel	ROU	7.950	3.6	0.000	<b>11.550</b>
76	102	MAYER Elias	AUT	7.300	4.2	0.000	<b>11.500</b>
77	110	CUYLE Glen	BEL	6.600	4.5	0.000	<b>11.100</b>
78	121	NEMECEK Dan	CZE	7.350	3.7	0.000	<b>11.050</b>
79	100	PRAT BELLSOLA Joan	AND	5.400	4.1	-0.100	<b>9.400</b>

**NOTE** The 8 highest ranked participants in the qualifying competition per apparatus will qualify for the apparatus finals. A maximum number of 2 participant(s) per National Federation are allowed in these finals. 3 reserve participant(s) will be nominated for each final.

**LEGEND**

 Floor exercises

**D** Difficulty

**E** Execution

Exclamation sign (!) indicates that Execution Reference was involved in calculation.



## Results By Apparatus



Rank	Bib	Name	NOC code	E	D	Penalty	Total	
1	145	CASALI Lorenzo Minh	ITA	8.950	4.4	0.000	<b>13.350</b>	<b>Q</b>
2	128	SALADINO Leo	FRA	8.600	4.7	0.000	<b>13.300</b>	<b>Q</b>
3	163	IAKUBOV Mukhammadzhon	RUS	8.750	4.5	0.000	<b>13.250</b>	<b>Q</b>
4	182	KOSTIUK Volodymyr	UKR	8.050	5.2	0.000	<b>13.250</b>	<b>Q</b>
5	181	CHEPURNYI Nazar	UKR	7.750	5.5	0.000	<b>13.250</b>	<b>Q</b>
6	164	KULIAK Ivan	RUS	8.800	4.4	0.000	<b>13.200</b>	<b>Q</b>
7	104	MAMMADLI Samad	AZE	8.600	4.6	0.000	<b>13.200</b>	<b>Q</b>
8	143	BONICELLI Lorenzo	ITA	8.650	4.4	0.000	<b>13.050</b>	<b>Q</b>
9	144	BRUNELLO Ivan	ITA	8.550	4.5	0.000	<b>13.050</b>	
10	132	BAPTISTE Raekwon	GBR	8.600	4.4	0.000	<b>13.000</b>	<b>R1</b>
11	130	BINDER Willi Leonhard	GER	8.400	4.6	0.000	<b>13.000</b>	<b>R2</b>
12	127	DESANGES Lucas	FRA	8.600	4.3	0.000	<b>12.900</b>	<b>R3</b>
13	160	BURTANETE Robert	ROU	8.800	4.0	0.000	<b>12.800</b>	
14	162	GASHKOV Kirill	RUS	8.500	4.3	0.000	<b>12.800</b>	
15	111	CUYLE Nicola	BEL	8.150	4.6	0.000	<b>12.750</b>	
16	137	KELESIDIS Georgios	GRE	8.750	3.9	0.000	<b>12.650</b>	
16	174	SUNDELL William	SWE	8.750	3.9	0.000	<b>12.650</b>	
18	112	MARTINEZ MARECHAL	BEL	8.700	3.9	0.000	<b>12.600</b>	
19	159	BURTANETE Gabriel	ROU	8.600	4.0	0.000	<b>12.600</b>	
20	166	NEMCOVIC Matej	SVK	8.200	4.3	0.000	<b>12.500</b>	
21	133	MOSTOWFI Sam	GBR	8.650	3.8	0.000	<b>12.450</b>	
22	161	SOICA Raul-Gabriel	ROU	8.350	4.1	0.000	<b>12.450</b>	
23	155	GARNCZAREK Kacper	POL	8.800	3.6	0.000	<b>12.400</b>	
24	110	CUYLE Glen	BEL	8.300	4.1	0.000	<b>12.400</b>	
25	165	MILOJEVIC Luka	SRB	8.400	3.9	0.000	<b>12.300</b>	
26	175	BOTTARELLI Luca	SUI	8.200	4.1	0.000	<b>12.300</b>	
27	122	SACHA Vojtech	CZE	8.650	3.6	0.000	<b>12.250</b>	
28	116	ZUGEC Mateo	CRO	7.950	4.2	0.000	<b>12.150</b>	
29	177	PIFFARETTI Mattia	SUI	7.900	4.2	0.000	<b>12.100</b>	



## Results By Apparatus



Rank	Bib	Name	NOC code	E	D	Penalty	Total
30	147	CHASAZYROVAS Gytis	LTU	7.800	4.3	0.000	<b>12.100</b>
31	183	KOVTUN Illia	UKR	6.800	5.3	0.000	<b>12.100</b>
32	180	TARHAN Bora	TUR	8.450	3.6	0.000	<b>12.050</b>
33	113	TRIFONOV Teodor	BUL	7.650	4.4	0.000	<b>12.050</b>
34	153	HEGGELUND Iver Oprand	NOR	8.600	3.4	0.000	<b>12.000</b>
35	157	ALMEIDA Filipe	POR	8.500	3.5	0.000	<b>12.000</b>
36	131	BRENDEL Pascal	GER	8.300	3.7	0.000	<b>12.000</b>
37	119	ITTALOS Constantinos	CYP	8.100	3.9	0.000	<b>12.000</b>
38	101	MATIEV Askhab	AUT	7.950	4.0	0.000	<b>11.950</b>
39	142	OLAFSSON Dagur	ISL	8.850	3.0	0.000	<b>11.850</b>
40	140	THORISSON Jonas Ingi	ISL	7.850	4.0	0.000	<b>11.850</b>
40	156	WYSOCKI Jan	POL	7.850	4.0	0.000	<b>11.850</b>
42	129	BEISSEL Thore Caio	GER	7.500	4.3	0.000	<b>11.800</b>
43	150	DE VEER Martijn	NED	8.200	3.5	0.000	<b>11.700</b>
44	103	SCHMOELZER Paul	AUT	7.900	3.8	0.000	<b>11.700</b>
45	173	STENBERG Marcus	SWE	8.400	3.2	0.000	<b>11.600</b>
46	134	WHITEHOUSE Luke	GBR	8.100	3.4	0.000	<b>11.500</b>
47	172	HYLL Vilgot	SWE	8.250	3.2	0.000	<b>11.450</b>
48	148	KUZMICKAS Titas	LTU	7.850	3.6	0.000	<b>11.450</b>
49	118	ISAIAS Michalis	CYP	7.400	4.0	0.000	<b>11.400</b>
50	176	LANGENEGGER Florian	SUI	8.050	3.3	0.000	<b>11.350</b>
51	136	GRAIKOS Alkinoos Nikolaos	GRE	7.000	4.3	0.000	<b>11.300</b>
52	158	NOGUEIRA Jose Pedro	POR	8.400	2.8	0.000	<b>11.200</b>
53	178	DODANLI Emre	TUR	8.200	3.0	0.000	<b>11.200</b>
54	151	AMBLIE Joar	NOR	7.250	3.9	0.000	<b>11.150</b>
55	121	NEMECEK Dan	CZE	8.100	3.0	0.000	<b>11.100</b>
56	135	GKINIS Stavros	GRE	7.600	3.5	0.000	<b>11.100</b>
57	117	ANGONAS Georgios	CYP	7.650	3.4	0.000	<b>11.050</b>
58	106	SAFAROV Mansum	AZE	7.950	3.0	0.000	<b>10.950</b>



## Results By Apparatus



Rank	Bib	Name	NOC code	E	D	Penalty	Total
59	152	GUNDERSEN Didrik	NOR	7.950	2.9	0.000	<b>10.850</b>
60	123	KARSIKAS Akseli	FIN	7.150	3.7	0.000	<b>10.850</b>
61	126	BALLON Arthur	FRA	8.200	2.6	0.000	<b>10.800</b>
62	120	BEHAL Jonas	CZE	7.700	3.1	0.000	<b>10.800</b>
63	170	GALAN Ruben	ESP	6.650	4.1	0.000	<b>10.750</b>
64	138	BALAZS Krisztian	HUN	6.750	3.9	0.000	<b>10.650</b>
65	149	POLISMAKAS Danielius	LTU	6.900	3.7	0.000	<b>10.600</b>
66	139	KOVACS Marton	HUN	7.050	3.3	0.000	<b>10.350</b>
67	171	RIBES Jordi Oleg	ESP	6.600	3.7	0.000	<b>10.300</b>
68	168	TURK Gregor	SLO	7.250	3.0	0.000	<b>10.250</b>
69	146	RODEVICS Edvins	LAT	5.650	4.6	0.000	<b>10.250</b>
70	125	VARJOLAAKSO Antti	FIN	7.250	2.9	0.000	<b>10.150</b>
71	179	SENER Kerem	TUR	6.950	3.2	0.000	<b>10.150</b>
72	141	DAVIDSSON Agust Ingi	ISL	7.100	2.8	0.000	<b>9.900</b>
73	115	RABIC Liam	CRO	6.600	3.3	0.000	<b>9.900</b>
74	105	RUSTAMOV Aghakazim	AZE	7.050	2.8	0.000	<b>9.850</b>
75	108	SELIAZNIOU Aliaksei	BLR	6.100	3.7	0.000	<b>9.800</b>
76	167	JAMBRISKO Tim	SLO	6.750	2.9	0.000	<b>9.650</b>
77	169	CAMPANA Jorge	ESP	6.100	3.5	0.000	<b>9.600</b>
77	107	PARKHIMCHYK Kiryl	BLR	6.100	3.5	0.000	<b>9.600</b>
79	109	YAKUBAU Pavel	BLR	5.600	3.8	0.000	<b>9.400</b>
80	102	MAYER Elias	AUT	5.950	3.0	0.000	<b>8.950</b>
81	124	SINIVUORI Niila	FIN	5.300	3.2	0.000	<b>8.500</b>
82	100	PRAT BELLSOLA Joan	AND	1.150	1.4	-6.000	<b>0.000</b>

**NOTE** The 8 highest ranked participants in the qualifying competition per apparatus will qualify for the apparatus finals. A maximum number of 2 participant(s) per National Federation are allowed in these finals. 3 reserve participant(s) will be nominated for each final.

### LEGEND

 Pommel horse

**D** Difficulty

**E** Execution

Exclamation sign (!) indicates that Execution Reference was involved in calculation.





## Results By Apparatus



Rank	Bib	Name	NOC code	E	D	Penalty	Total	
1	164	KULIAK Ivan	RUS	9.200	4.5	0.000	<b>13.700</b>	<b>Q</b>
2	175	BOTTARELLI Luca	SUI	9.300	4.2	0.000	<b>13.500</b>	<b>Q</b>
3	177	PIFFARETTI Mattia	SUI	9.250	4.2	0.000	<b>13.450</b>	<b>Q</b>
4	163	IAKUBOV Mukhammadzhon	RUS	9.150	4.3	0.000	<b>13.450</b>	<b>Q</b>
5	145	CASALI Lorenzo Minh	ITA	9.100	4.3	0.000	<b>13.400</b>	<b>Q</b>
5	176	LANGENEGGER Florian	SUI	9.100	4.3	0.000	<b>13.400</b>	
7	181	CHEPURNYI Nazar	UKR	8.900	4.5	0.000	<b>13.400</b>	<b>Q</b>
8	169	CAMPANA Jorge	ESP	9.150	4.2	0.000	<b>13.350</b>	<b>Q</b>
9	138	BALAZS Krisztian	HUN	9.050	4.3	0.000	<b>13.350</b>	<b>Q</b>
10	180	TARHAN Bora	TUR	9.100	4.2	0.000	<b>13.300</b>	<b>R1</b>
11	135	GKINIS Stavros	GRE	8.800	4.5	0.000	<b>13.300</b>	<b>R2</b>
12	162	GASHKOV Kirill	RUS	9.050	4.2	0.000	<b>13.250</b>	
13	132	BAPTISTE Raekwon	GBR	8.750	4.5	0.000	<b>13.250</b>	<b>R3</b>
13	183	KOVTUN Illia	UKR	8.750	4.5	0.000	<b>13.250</b>	<b>R3</b>
15	179	SENER Kerem	TUR	9.000	4.2	0.000	<b>13.200</b>	
16	144	BRUNELLO Ivan	ITA	8.950	4.2	0.000	<b>13.150</b>	
17	160	BURTANETE Robert	ROU	8.750	4.4	0.000	<b>13.150</b>	
18	159	BURTANETE Gabriel	ROU	8.800	4.3	0.000	<b>13.100</b>	
19	182	KOSTIUK Volodymyr	UKR	8.800	4.2	0.000	<b>13.000</b>	
20	158	NOGUEIRA Jose Pedro	POR	9.050	3.9	0.000	<b>12.950</b>	
21	133	MOSTOWFI Sam	GBR	8.650	4.3	0.000	<b>12.950</b>	
22	111	CUYLE Nicola	BEL	8.900	4.0	0.000	<b>12.900</b>	
23	113	TRIFONOV Teodor	BUL	8.700	4.2	0.000	<b>12.900</b>	
24	173	STENBERG Marcus	SWE	8.650	4.2	0.000	<b>12.850</b>	
25	150	DE VEER Martijn	NED	8.900	3.9	0.000	<b>12.800</b>	
26	131	BRENDEL Pascal	GER	8.700	4.1	0.000	<b>12.800</b>	
26	165	MILOJEVIC Luka	SRB	8.700	4.1	0.000	<b>12.800</b>	
28	126	BALLON Arthur	FRA	8.950	3.8	0.000	<b>12.750</b>	
29	156	WYSOCKI Jan	POL	8.650	4.1	0.000	<b>12.750</b>	



## Results By Apparatus



Rank	Bib	Name	NOC code	E	D	Penalty	Total
30	130	BINDER Willi Leonhard	GER	8.550	4.2	0.000	<b>12.750</b>
31	104	MAMMADLI Samad	AZE	8.500	4.2	0.000	<b>12.700</b>
31	101	MATIEV Askhab	AUT	8.500	4.2	0.000	<b>12.700</b>
33	107	PARKHIMCHYK Kiryl	BLR	8.400	4.3	0.000	<b>12.700</b>
34	117	ANGONAS Georgios	CYP	8.550	4.1	0.000	<b>12.650</b>
35	166	NEMCOVIC Matej	SVK	8.650	3.9	0.000	<b>12.550</b>
36	114	MATIC Borna	CRO	8.350	4.2	0.000	<b>12.550</b>
37	106	SAFAROV Mansum	AZE	8.800	3.6	0.000	<b>12.400</b>
38	112	MARTINEZ MARECHAL	BEL	8.500	3.9	0.000	<b>12.400</b>
39	178	DODANLI Emre	TUR	8.950	3.4	0.000	<b>12.350</b>
40	134	WHITEHOUSE Luke	GBR	8.550	3.8	0.000	<b>12.350</b>
41	170	GALAN Ruben	ESP	8.350	4.0	0.000	<b>12.350</b>
42	161	SOICA Raul-Gabriel	ROU	8.250	4.1	0.000	<b>12.350</b>
43	110	CUYLE Glen	BEL	8.150	4.2	0.000	<b>12.350</b>
44	129	BEISSEL Thore Caio	GER	8.700	3.6	0.000	<b>12.300</b>
44	108	SELIAZNIUO Aliaksei	BLR	8.700	3.6	0.000	<b>12.300</b>
46	122	SACHA Vojtech	CZE	8.350	3.9	0.000	<b>12.250</b>
47	157	ALMEIDA Filipe	POR	9.100	3.4	-0.300	<b>12.200</b>
48	128	SALADINO Leo	FRA	8.000	4.2	0.000	<b>12.200</b>
49	136	GRAIKOS Alkinoos Nikolaos	GRE	8.350	3.8	0.000	<b>12.150</b>
50	155	GARNCZAREK Kacper	POL	8.250	3.9	0.000	<b>12.150</b>
51	119	ITTALOS Constantinos	CYP	8.500	3.4	0.000	<b>11.900</b>
52	140	THORISSON Jonas Ingi	ISL	8.400	3.5	0.000	<b>11.900</b>
53	152	GUNDERSEN Didrik	NOR	8.000	3.9	0.000	<b>11.900</b>
53	118	ISAIAS Michalis	CYP	8.000	3.9	0.000	<b>11.900</b>
55	153	HEGGELUND Iver Oprand	NOR	8.350	3.5	0.000	<b>11.850</b>
56	174	SUNDELL William	SWE	8.500	3.3	0.000	<b>11.800</b>
57	125	VARJOLAAKSO Antti	FIN	8.350	3.7	-0.300	<b>11.750</b>
58	171	RIBES Jordi Oleg	ESP	8.300	3.4	0.000	<b>11.700</b>



## Results By Apparatus



Rank	Bib	Name	NOC code	E	D	Penalty	Total
59	124	SINIVUORI Niila	FIN	8.250	3.7	-0.300	<b>11.650</b>
60	120	BEHAL Jonas	CZE	8.100	3.8	-0.300	<b>11.600</b>
61	167	JAMBRISKO Tim	SLO	8.000	3.6	0.000	<b>11.600</b>
62	151	AMBLIE Joar	NOR	8.400	3.1	0.000	<b>11.500</b>
63	146	RODEVICS Edvins	LAT	8.200	3.3	0.000	<b>11.500</b>
64	123	KARSIKAS Akseli	FIN	8.050	3.4	0.000	<b>11.450</b>
64	148	KUZMICKAS Titas	LTU	8.050	3.4	0.000	<b>11.450</b>
66	143	BONICELLI Lorenzo	ITA	7.850	3.8	-0.300	<b>11.350</b>
67	103	SCHMOELZER Paul	AUT	8.050	3.2	0.000	<b>11.250</b>
68	100	PRAT BELLSOLA Joan	AND	8.550	2.6	0.000	<b>11.150</b>
69	139	KOVACS Marton	HUN	7.500	3.4	0.000	<b>10.900</b>
70	127	DESANGES Lucas	FRA	7.800	3.6	-0.600	<b>10.800</b>
71	172	HYLL Vilgot	SWE	8.450	2.6	-0.300	<b>10.750</b>
72	147	CHASAZYROVAS Gytis	LTU	6.950	3.8	0.000	<b>10.750</b>
73	121	NEMECEK Dan	CZE	7.600	3.3	-0.300	<b>10.600</b>
74	141	DAVIDSSON Agust Ingi	ISL	7.100	3.4	0.000	<b>10.500</b>
75	168	TURK Gregor	SLO	7.950	2.7	-0.300	<b>10.350</b>
76	115	RABIC Liam	CRO	7.900	2.3	-0.300	<b>9.900</b>
77	102	MAYER Elias	AUT	6.800	3.2	-0.300	<b>9.700</b>
78	142	OLAFSSON Dagur	ISL	8.400	2.3	-4.300	<b>6.400</b>

**NOTE** The 8 highest ranked participants in the qualifying competition per apparatus will qualify for the apparatus finals. A maximum number of 2 participant(s) per National Federation are allowed in these finals. 3 reserve participant(s) will be nominated for each final.

**LEGEND**

 Rings

**D** Difficulty

**E** Execution

Exclamation sign (!) indicates that Execution Reference was involved in calculation.



## Results By Apparatus

### ⌒

Rank	Bib	Name	NOC	Vault	E	D	Penalty	Vault Score	Total
1	159	BURTANETE Gabriel	ROU	1	9.400	5.2	0.000	14.600	<b>14.400 Q</b>
				2	9.100	5.2	-0.100	14.200	
2	132	BAPTISTE Raekwon	GBR	1	9.250	5.2	0.000	14.450	<b>14.175 Q</b>
				2	9.100	4.8	0.000	13.900	
3	181	CHEPURNYI Nazar	UKR	1	9.050	5.2	0.000	14.250	<b>13.700 Q</b>
				2	7.950	5.2	0.000	13.150	
4	164	KULIAK Ivan	RUS	1	9.400	4.8	0.000	14.200	<b>13.700 Q</b>
				2	9.200	4.0	0.000	13.200	
5	112	MARTINEZ	BEL	1	9.200	4.8	-0.100	13.900	<b>13.600 Q</b>
				2	9.300	4.0	0.000	13.300	
6	160	BURTANETE Robert	ROU	1	8.800	5.2	-0.300	13.700	<b>13.600 Q</b>
				2	8.700	4.8	0.000	13.500	
7	169	CAMPANA Jorge	ESP	1	8.850	5.2	0.000	14.050	<b>13.550 Q</b>
				2	9.050	4.0	0.000	13.050	
8	133	MOSTOWFI Sam	GBR	1	9.100	4.8	0.000	13.900	<b>13.450 Q</b>
				2	9.000	4.0	0.000	13.000	
9	126	BALLON Arthur	FRA	1	9.150	4.8	0.000	13.950	<b>13.425 R1</b>
				2	7.800	5.2	-0.100	12.900	
10	140	THORISSON Jonas	ISL	1	8.950	4.8	0.000	13.750	<b>13.325 R2</b>
				2	8.900	4.0	0.000	12.900	
11	136	GRAIKOS Alkinoos	GRE	1	9.100	5.2	-0.100	14.200	<b>13.225 R3</b>
				2	9.150	3.2	-0.100	12.250	
12	180	TARHAN Bora	TUR	1	9.000	4.8	-0.300	13.500	<b>13.150</b>
				2	7.700	5.2	-0.100	12.800	
13	117	ANGONAS Georgios	CYP	1	8.600	4.8	-0.300	13.100	<b>13.125</b>
				2	9.150	4.0	0.000	13.150	



## Results By Apparatus

### V

Rank	Bib	Name	NOC	Vault	E	D	Penalty	Vault Score	Total
14	124	SINIVUORI Niila	FIN	1	8.850	4.8	0.000	13.650	<b>12.975</b>
				2	9.500	2.8	0.000	12.300	
15	157	ALMEIDA Filipe	POR	1	9.250	4.0	0.000	13.250	<b>12.825</b>
				2	9.200	3.2	0.000	12.400	
16	123	KARSIKAS Akseli	FIN	1	7.800	4.8	-0.300	12.300	<b>12.650</b>
				2	9.000	4.0	0.000	13.000	
17	146	RODEVICS Edvins	LAT	1	9.150	4.0	0.000	13.150	<b>12.500</b>
				2	9.050	2.8	0.000	11.850	
18	158	NOGUEIRA Jose	POR	1	8.050	4.8	-0.300	12.550	<b>12.250</b>
				2	9.150	2.8	0.000	11.950	
19	167	JAMBRISKO Tim	SLO	1	9.050	3.2	-0.100	12.150	<b>12.000</b>
				2	9.050	2.8	0.000	11.850	
20	125	VARJOLAAKSO Antti	FIN	1	8.150	4.0	-0.300	11.850	<b>11.950</b>
				2	9.250	2.8	0.000	12.050	
21	114	MATIC Borna	CRO	1	8.000	4.0	0.000	12.000	<b>11.850</b>
				2	8.900	2.8	0.000	11.700	
22	168	TURK Gregor	SLO	1	8.900	3.2	-0.100	12.000	<b>11.725</b>
				2	9.050	2.4	0.000	11.450	
23	155	GARNCZAREK	POL	1	9.100	4.4	0.000	13.500	<b>6.750</b>
				2		0.0	0.000	0.000	

**NOTE** The 8 highest ranked participants in the qualifying competition per apparatus will qualify for the apparatus finals. A maximum number of 2 participant(s) per National Federation are allowed in these finals. 3 reserve participant(s) will be nominated for each final.

#### LEGEND

V Vault

D Difficulty

E Execution



## Results By Apparatus



Rank	Bib	Name	NOC code	E	D	Penalty	Total	
1	183	KOVTUN Illia	UKR	8.900	5.7	0.000	<b>14.600</b>	Q
2	164	KULIAK Ivan	RUS	8.750	5.3	0.000	<b>14.050</b>	Q
3	181	CHEPURNYI Nazar	UKR	8.600	5.4	0.000	<b>14.000</b>	Q
4	182	KOSTIUK Volodymyr	UKR	8.450	5.4	0.000	<b>13.850</b>	
5	163	IAKUBOV Mukhammadzhon	RUS	8.700	5.0	0.000	<b>13.700</b>	Q
6	131	BRENDEL Pascal	GER	8.800	4.6	0.000	<b>13.400</b>	Q
6	160	BURTANETE Robert	ROU	8.800	4.6	0.000	<b>13.400</b>	Q
8	138	BALAZS Krisztian	HUN	8.400	5.0	0.000	<b>13.400</b>	Q
9	127	DESANGES Lucas	FRA	8.750	4.5	0.000	<b>13.250</b>	Q
10	117	ANGONAS Georgios	CYP	9.100	4.1	0.000	<b>13.200</b>	R1
11	162	GASHKOV Kirill	RUS	8.350	4.8	0.000	<b>13.150</b>	
12	175	BOTTARELLI Luca	SUI	8.500	4.6	0.000	<b>13.100</b>	R2
13	159	BURTANETE Gabriel	ROU	8.750	4.3	0.000	<b>13.050</b>	R3
13	134	WHITEHOUSE Luke	GBR	8.750	4.3	0.000	<b>13.050</b>	R3
15	126	BALLON Arthur	FRA	9.000	4.0	0.000	<b>13.000</b>	
16	112	MARTINEZ MARECHAL	BEL	8.550	* 4.4	0.000	<b>12.950</b>	
17	104	MAMMADLI Samad	AZE	8.250	4.7	0.000	<b>12.950</b>	
18	180	TARHAN Bora	TUR	9.000	3.9	0.000	<b>12.900</b>	
19	179	SENER Kerem	TUR	8.000	4.9	0.000	<b>12.900</b>	
20	143	BONICELLI Lorenzo	ITA	8.333	4.5	0.000	<b>12.833</b>	
21	166	NEMCOVIC Matej	SVK	9.100	3.7	0.000	<b>12.800</b>	
22	132	BAPTISTE Raekwon	GBR	8.300	4.5	0.000	<b>12.800</b>	
23	130	BINDER Willi Leonhard	GER	9.050	3.7	0.000	<b>12.750</b>	
24	118	ISAIAS Michalis	CYP	8.850	3.9	0.000	<b>12.750</b>	
25	178	DODANLI Emre	TUR	9.100	3.6	0.000	<b>12.700</b>	
26	177	PIFFARETTI Mattia	SUI	8.200	4.5	0.000	<b>12.700</b>	
27	133	MOSTOWFI Sam	GBR	8.450	4.2	0.000	<b>12.650</b>	
28	173	STENBERG Marcus	SWE	8.800	3.8	0.000	<b>12.600</b>	
28	113	TRIFONOV Teodor	BUL	8.800	3.8	0.000	<b>12.600</b>	



## Results By Apparatus



Rank	Bib	Name	NOC code	E	D	Penalty	Total
30	158	NOGUEIRA Jose Pedro	POR	8.950	3.6	0.000	<b>12.550</b>
31	144	BRUNELLO Ivan	ITA	7.950	4.6	0.000	<b>12.550</b>
32	145	CASALI Lorenzo Minh	ITA	7.350	5.2	0.000	<b>12.550</b>
33	169	CAMPANA Jorge	ESP	8.700	3.8	0.000	<b>12.500</b>
34	101	MATIEV Askhab	AUT	9.000	3.4	0.000	<b>12.400</b>
35	136	GRAIKOS Alkinoos Nikolaos	GRE	8.600	3.8	0.000	<b>12.400</b>
36	129	BEISSEL Thore Caio	GER	8.400	4.0	0.000	<b>12.400</b>
37	122	SACHA Vojtech	CZE	8.200	4.2	0.000	<b>12.400</b>
38	108	SELIAZNIYOU Aliaksei	BLR	8.350	4.0	0.000	<b>12.350</b>
39	156	WYSOCKI Jan	POL	8.150	4.2	0.000	<b>12.350</b>
40	165	MILOJEVIC Luka	SRB	8.700	3.6	0.000	<b>12.300</b>
41	135	GKINIS Stavros	GRE	8.400	3.9	0.000	<b>12.300</b>
42	146	RODEVICS Edvins	LAT	8.950	3.3	0.000	<b>12.250</b>
42	106	SAFAROV Mansum	AZE	8.950	3.3	0.000	<b>12.250</b>
44	120	BEHAL Jonas	CZE	9.200	3.0	0.000	<b>12.200</b>
45	176	LANGENEGGER Florian	SUI	7.800	4.4	0.000	<b>12.200</b>
46	174	SUNDELL William	SWE	8.650	3.5	0.000	<b>12.150</b>
47	150	DE VEER Martijn	NED	8.150	4.0	0.000	<b>12.150</b>
48	141	DAVIDSSON Agust Ingi	ISL	8.800	3.3	0.000	<b>12.100</b>
49	107	PARKHIMCHYK Kiryl	BLR	8.400	3.7	0.000	<b>12.100</b>
50	111	CUYLE Nicola	BEL	7.650	4.4	0.000	<b>12.050</b>
51	140	THORISSON Jonas Ingi	ISL	8.500	3.5	0.000	<b>12.000</b>
52	152	GUNDERSEN Didrik	NOR	8.400	3.6	0.000	<b>12.000</b>
52	125	VARJOLAAKSO Antti	FIN	8.400	3.6	0.000	<b>12.000</b>
54	153	HEGGELUND Iver Oprand	NOR	8.850	3.1	0.000	<b>11.950</b>
55	170	GALAN Ruben	ESP	8.300	3.6	0.000	<b>11.900</b>
55	171	RIBES Jordi Oleg	ESP	8.300	3.6	0.000	<b>11.900</b>
55	161	SOICA Raul-Gabriel	ROU	8.300	3.6	0.000	<b>11.900</b>
58	110	CUYLE Glen	BEL	7.400	4.5	0.000	<b>11.900</b>



## Results By Apparatus



Rank	Bib	Name	NOC code	E	D	Penalty	Total
59	128	SALADINO Leo	FRA	7.000	4.9	0.000	<b>11.900</b>
60	139	KOVACS Marton	HUN	8.500	3.3	0.000	<b>11.800</b>
61	172	HYLL Vilgot	SWE	8.750	3.0	0.000	<b>11.750</b>
62	168	TURK Gregor	SLO	9.150	2.5	0.000	<b>11.650</b>
63	167	JAMBRISKO Tim	SLO	8.650	3.0	0.000	<b>11.650</b>
64	102	MAYER Elias	AUT	8.000	3.5	0.000	<b>11.500</b>
65	155	GARNCZAREK Kacper	POL	7.500	4.0	0.000	<b>11.500</b>
66	151	AMBLIE Joar	NOR	7.950	3.5	0.000	<b>11.450</b>
67	119	ITTALOS Constantinos	CYP	8.250	3.1	0.000	<b>11.350</b>
68	148	KUZMICKAS Titas	LTU	7.950	3.4	0.000	<b>11.350</b>
69	157	ALMEIDA Filipe	POR	8.200	3.0	0.000	<b>11.200</b>
70	121	NEMECEK Dan	CZE	8.150	3.0	0.000	<b>11.150</b>
71	147	CHASAZYROVAS Gytis	LTU	7.350	3.8	0.000	<b>11.150</b>
72	142	OLAFSSON Dagur	ISL	7.850	3.2	0.000	<b>11.050</b>
73	124	SINIVUORI Niila	FIN	7.250	3.8	0.000	<b>11.050</b>
74	100	PRAT BELLSOLA Joan	AND	8.200	2.8	0.000	<b>11.000</b>
75	103	SCHMOELZER Paul	AUT	7.400	3.6	0.000	<b>11.000</b>
76	123	KARSIKAS Akseli	FIN	6.850	4.0	0.000	<b>10.850</b>
77	115	RABIC Liam	CRO	8.050	2.3	0.000	<b>10.350</b>
78	116	ZUGEC Mateo	CRO	8.400	1.5	-6.000	<b>3.900</b>

**NOTE** The 8 highest ranked participants in the qualifying competition per apparatus will qualify for the apparatus finals. A maximum number of 2 participant(s) per National Federation are allowed in these finals. 3 reserve participant(s) will be nominated for each final. Asterisk sign (\*) at Difficulty score informs that score was under inquire.

**LEGEND**

 Parallel bars

**D** Difficulty

**E** Execution

Exclamation sign (!) indicates that Execution Reference was involved in calculation.





## Results By Apparatus



Rank	Bib	Name	NOC code	E	D	Penalty	Total	
1	127	DESANGES Lucas	FRA	8.950	4.4	0.000	<b>13.350</b>	<b>Q</b>
2	138	BALAZS Krisztian	HUN	8.750	4.6	0.000	<b>13.350</b>	<b>Q</b>
3	183	KOVTUN Illia	UKR	8.350	5.0	0.000	<b>13.350</b>	<b>Q</b>
4	144	BRUNELLO Ivan	ITA	8.800	4.5	0.000	<b>13.300</b>	<b>Q</b>
5	163	IAKUBOV Mukhammadzhon	RUS	8.650	4.4	0.000	<b>13.050</b>	<b>Q</b>
6	143	BONICELLI Lorenzo	ITA	8.750	4.2	0.000	<b>12.950</b>	<b>Q</b>
7	164	KULIAK Ivan	RUS	8.400	4.5	0.000	<b>12.900</b>	<b>Q</b>
8	155	GARNCZAREK Kacper	POL	8.850	3.9	0.000	<b>12.750</b>	<b>Q</b>
9	159	BURTANETE Gabriel	ROU	8.650	4.1	0.000	<b>12.750</b>	<b>R1</b>
10	133	MOSTOWFI Sam	GBR	8.700	4.0	0.000	<b>12.700</b>	<b>R2</b>
11	104	MAMMADLI Samad	AZE	8.350	4.3	0.000	<b>12.650</b>	<b>R3</b>
12	173	STENBERG Marcus	SWE	8.900	3.7	0.000	<b>12.600</b>	
13	150	DE VEER Martijn	NED	8.500	4.1	0.000	<b>12.600</b>	
14	176	LANGENEGGER Florian	SUI	8.250	4.3	0.000	<b>12.550</b>	
15	175	BOTTARELLI Luca	SUI	8.700	3.8	0.000	<b>12.500</b>	
16	132	BAPTISTE Raekwon	GBR	8.500	4.0	0.000	<b>12.500</b>	
17	182	KOSTIUK Volodymyr	UKR	8.400	4.1	0.000	<b>12.500</b>	
18	130	BINDER Willi Leonhard	GER	8.550	3.9	0.000	<b>12.450</b>	
19	112	MARTINEZ MARECHAL	BEL	8.350	4.1	0.000	<b>12.450</b>	
20	177	PIFFARETTI Mattia	SUI	8.150	4.2	0.000	<b>12.350</b>	
20	128	SALADINO Leo	FRA	8.150	4.2	0.000	<b>12.350</b>	
22	122	SACHA Vojtech	CZE	8.700	3.6	0.000	<b>12.300</b>	
23	134	WHITEHOUSE Luke	GBR	8.300	4.0	0.000	<b>12.300</b>	
24	113	TRIFONOV Teodor	BUL	8.100	4.2	0.000	<b>12.300</b>	
25	126	BALLON Arthur	FRA	8.550	3.7	0.000	<b>12.250</b>	
25	110	CUYLE Glen	BEL	8.550	3.7	0.000	<b>12.250</b>	
27	111	CUYLE Nicola	BEL	8.450	3.8	0.000	<b>12.250</b>	
28	158	NOGUEIRA Jose Pedro	POR	8.700	3.5	0.000	<b>12.200</b>	
29	101	MATIEV Askhab	AUT	8.500	3.6	0.000	<b>12.100</b>	



## Results By Apparatus



Rank	Bib	Name	NOC code	E	D	Penalty	Total
30	103	SCHMOELZER Paul	AUT	8.400	3.7	0.000	<b>12.100</b>
31	178	DODANLI Emre	TUR	8.250	3.8	0.000	<b>12.050</b>
32	131	BRENDEL Pascal	GER	7.650	4.4	0.000	<b>12.050</b>
33	160	BURTANETE Robert	ROU	8.300	3.7	0.000	<b>12.000</b>
34	146	RODEVICS Edvins	LAT	7.650	4.3	0.000	<b>11.950</b>
35	167	JAMBRISKO Tim	SLO	8.400	3.5	0.000	<b>11.900</b>
36	156	WYSOCKI Jan	POL	8.100	3.8	0.000	<b>11.900</b>
37	162	GASHKOV Kirill	RUS	7.600	4.3	0.000	<b>11.900</b>
38	180	TARHAN Bora	TUR	8.450	3.4	0.000	<b>11.850</b>
39	171	RIBES Jordi Oleg	ESP	7.950	3.9	0.000	<b>11.850</b>
40	106	SAFAROV Mansum	AZE	8.100	3.7	0.000	<b>11.800</b>
41	107	PARKHIMCHYK Kiryl	BLR	8.000	3.8	0.000	<b>11.800</b>
42	123	KARSIKAS Akseli	FIN	7.900	3.9	0.000	<b>11.800</b>
43	152	GUNDERSEN Didrik	NOR	8.450	3.3	0.000	<b>11.750</b>
44	135	GKINIS Stavros	GRE	8.200	3.5	0.000	<b>11.700</b>
45	161	SOICA Raul-Gabriel	ROU	8.350	3.3	0.000	<b>11.650</b>
46	179	SENER Kerem	TUR	8.050	3.6	0.000	<b>11.650</b>
47	142	OLAFSSON Dagur	ISL	8.100	3.5	0.000	<b>11.600</b>
48	170	GALAN Ruben	ESP	8.000	3.6	0.000	<b>11.600</b>
49	109	YAKUBAU Pavel	BLR	7.800	3.8	0.000	<b>11.600</b>
50	125	VARJOLAAKSO Antti	FIN	8.250	3.3	0.000	<b>11.550</b>
51	118	ISAIAS Michalis	CYP	8.150	3.4	0.000	<b>11.550</b>
52	136	GRAIKOS Alkinoos Nikolaos	GRE	7.950	3.6	0.000	<b>11.550</b>
53	121	NEMECEK Dan	CZE	8.650	2.7	0.000	<b>11.350</b>
54	100	PRAT BELLSOLA Joan	AND	8.150	3.2	0.000	<b>11.350</b>
55	168	TURK Gregor	SLO	8.450	2.8	0.000	<b>11.250</b>
56	120	BEHAL Jonas	CZE	7.850	3.4	0.000	<b>11.250</b>
57	141	DAVIDSSON Agust Ingi	ISL	8.500	2.7	0.000	<b>11.200</b>
58	119	ITTALOS Constantinos	CYP	8.100	3.1	0.000	<b>11.200</b>



## Results By Apparatus



Rank	Bib	Name	NOC code	E	D	Penalty	Total
59	174	SUNDELL William	SWE	8.650	2.5	0.000	<b>11.150</b>
60	147	CHASAZYROVAS Gytis	LTU	7.200	3.9	0.000	<b>11.100</b>
61	145	CASALI Lorenzo Minh	ITA	6.900	4.2	0.000	<b>11.100</b>
62	151	AMBLIE Joar	NOR	7.750	3.3	0.000	<b>11.050</b>
63	102	MAYER Elias	AUT	7.450	3.6	0.000	<b>11.050</b>
64	140	THORISSON Jonas Ingi	ISL	7.300	3.7	0.000	<b>11.000</b>
65	165	MILOJEVIC Luka	SRB	8.450	2.5	0.000	<b>10.950</b>
66	117	ANGONAS Georgios	CYP	6.800	4.1	0.000	<b>10.900</b>
67	181	CHEPURNYI Nazar	UKR	5.800	5.1	0.000	<b>10.900</b>
68	169	CAMPANA Jorge	ESP	7.300	3.5	0.000	<b>10.800</b>
69	172	HYLL Vilgot	SWE	8.150	2.5	0.000	<b>10.650</b>
70	124	SINIVUORI Niila	FIN	7.850	2.6	0.000	<b>10.450</b>
71	153	HEGGELUND Iver Oprand	NOR	7.300	3.0	0.000	<b>10.300</b>
72	129	BEISSEL Thore Caio	GER	6.750	3.3	0.000	<b>10.050</b>
73	108	SELIAZNIU Aliaksei	BLR	6.150	3.9	0.000	<b>10.050</b>
74	157	ALMEIDA Filipe	POR	6.050	3.5	0.000	<b>9.550</b>
75	166	NEMCOVIC Matej	SVK	6.500	3.0	0.000	<b>9.500</b>
76	148	KUZMICKAS Titas	LTU	6.650	2.7	0.000	<b>9.350</b>
77	139	KOVACS Marton	HUN	4.650	3.8	-0.300	<b>8.150</b>
78	115	RABIC Liam	CRO	9.350	1.9	-4.000	<b>7.250</b>
	116	ZUGEC Mateo	CRO			0.000	<b>DNS</b>

**NOTE** The 8 highest ranked participants in the qualifying competition per apparatus will qualify for the apparatus finals. A maximum number of 2 participant(s) per National Federation are allowed in these finals. 3 reserve participant(s) will be nominated for each final.

**LEGEND**

 Horizontal bar

**D** Difficulty

**E** Execution

Exclamation sign (!) indicates that Execution Reference was involved in calculation.