







European Gymnastic League and Grand Prix Jiří Matucha 2024 - FINAL







26.10.-27.10.2024

TEAMS - FINAL



Ran k	Name	Birth	NOC	D	E	pen		D	E	pen		D	E	pen		D	E	pen		D	E	pen		D	E	pen		TOTAL		
1 SK Hradčany																														
	Lukáš Marek	2011	SK Hradčany																										0	
	Ilya Kovtun	2003	SK Hradčany	5,9	8,650	0,0	14,550	6,0	8,500	0,0	14,500	5,3	8,600	0,0	13,900	5,2	9,250	0,0	14,450	6,4	8,350	0,0	14,750					72,150		
	Matvei Petrov	1990	SK Hradčany					5,9	8,850	0,0	14,750									4,6	7,950	0,0	12,550					27,300		
	Lorenzo Aymes	2005	SK Hradčany												4,8	8,950	0,1	13,650					4,3	8,100	0,0	12,400	26,050			
	Matěj Pazdírek	2010	SK Hradčany																								0			
	Daniel David Kaplan	2004	SK Hradčany																								0			
	Total						14,550				29,250				13,900				28,100			27,300				12,400	125,500			
2 Austria																														
	Felix Neumueller	2010	Austria																									0		
	Ricardo Rudy	1998	Austria					5,4	8,250	0,0	13,650				4,8	8,900	0,0	13,700	4,4	8,750	0,0	13,150					40,500			
	Vincent Lindpointner	2006	Austria	4,3	8,550	0,1	12,750																				12,750			
	Michael Miggitsch	2008	Austria												4,8	8,850	0,0	13,650									13,650			
	Manuel Arnold	1999	Austria					5,5	8,200	0,0	13,700												4,4	7,250	0,0	11,650	25,350			
	David Bickel	2004	Austria	5,4	8,050	0,1	13,350					4,8	8,050	0,0	12,850												26,200			
	Total						26,100				27,350				12,850				27,350			13,150				11,650	118,450			
3 TJ SOKOL BRNO 1 A- Team																														
	Tomáš Kalinič	2007	TJ SOKOL BRNO 1 A- Team					4,2	8,250	0,0	12,450	3,9	7,800	0,0	11,700													24,150		
	Daneil Bago	2004	TJ SOKOL BRNO 1 A- Team	5,0	8,700	0,0	13,700								4,8	8,800	0,3	13,300	4,3	8,450	0,0	12,750					39,750			
	David Šindelka	2010	TJ SOKOL BRNO 1 A- Team												-	10,000	0,0	0,000									0,000			
	Martin Pospíšil	2005	TJ SOKOL BRNO 1 A- Team									3,8	8,400	0,0	12,200								4,6	7,700	0,0	12,300	24,500			
	Milan Jaroš	2008	TJ SOKOL BRNO 1 A- Team																								0			
	Jonáš Daněk	2006	TJ SOKOL BRNO 1 A- Team	4,7	8,700	0,0	13,400								4,8	9,200	0,0	14,000									27,400			
	Total						27,100				12,450				23,900				27,300			12,750				12,300	115,800			
4 Odisha AM / NS India GHPC																														
	Mruntyunjaya Pattanaik	2004	Odisha AM / NS India GHPC	4,7	8,000	0,0	12,700	4,2	8,000	0,0	12,200											4,1	8,550	0,0	12,650		37,550			
	Tapan Mohanty	2003	Odisha AM / NS India GHPC	4,8	7,300	0,0	12,100					4,9	8,000	0,0	12,900							4,9	8,350	0,0	13,250		38,250			
	Tapeswarnath Das	1999	Odisha AM / NS India GHPC												4,8	7,850	0,0	12,650				4,0	8,000	0,0	12,000	24,650				
	Anas Mohammad	2001	Odisha AM / NS India GHPC												4,4	9,300	0,0	13,700									13,700			
	Alok Kumar	2006	Odisha AM / NS India GHPC																								0			



Ran k	Name	Birth	NOC	D	E	pen		D	E	pen		D	E	pen		D	E	pen		D	E	pen		D	E	pen		TOTAL	
	Rao Chandra Biru	2008	Odisha AM / NS India GHPC																									0	
	Total						24,800				12,200				12,900				26,350				25,900			12,000	114,150		
5	Slovenská Gymnastická Federácia																												
	Teo Rzounek	2008	Slovenská Gymnastická Federácia	4,0	8,250	0,0	12,250								4,0	9,050	0,0	13,050										25,300	
	Sebastián Oliver Stračina	2008	Slovenská Gymnastická Federácia					4,3	8,350	0,0	12,650										3,9	8,400	0,0	12,300	3,5	7,300	0,0	10,800	35,750
	Sebastian Samson	2007	Slovenská Gymnastická Federácia	4,3	7,350	0,0	11,650					3,7	8,200	0,0	11,900													23,550	
	Šimon Sloboda	2009	Slovenská Gymnastická Federácia																		3,1	8,000	0,0	11,100				11,100	
	Peter Vidricko	2005	Slovenská Gymnastická Federácia												4,0	8,900	0,0	12,900										12,900	
	Total						23,900				12,650				11,900				25,950				23,400			10,800	108,600		
6	POL Gymnastics Association																												
	Franciszek Korbiel	2006	POL Gymnastics Association					4,4	5,650	0,0	10,050																10,050		
	Filip Koperski	2007	POL Gymnastics Association									3,8	8,250	0,0	12,050							3,2	8,750	0,0	11,950			24,000	
	Wiktor Lichwa	2008	POL Gymnastics Association	3,8	7,350	0,3	10,850																				10,850		
	Radosław Szymczyk	2004	POL Gymnastics Association												4,8	7,800	0,3	12,300						4,1	7,550	0,0	11,650	23,950	
	Szymon Chrusciel	2004	POL Gymnastics Association	4,2	7,700	0,0	11,900								0,0	0,000	0,0	0,000	4,2	8,450	0,0	12,650					24,550		
	Wojciech Dumański	2008	POL Gymnastics Association																								0		
	Total						22,750				10,050				12,050				12,300				24,600			11,650	93,400		